

~~Seattle~~
Folder
Archives

MODEL FOR
WORKSHOP METHODOLOGY
MANUAL

RATIONALE FOR WORKSHOP PROCESS MANUAL

The workshop process is a statement of where the world is: the theoretical revolution is over --- now we must build the practical sociological models by which people can begin to live out the New Man, New Church and New World. Every man must be given the tools to build those models if the revolution is to be a "grass roots" revolution. A manual which gives a comprehensive picture of the process itself, as well as the methodology for using the process would provide those tools and give people permission to use the workshop process.

At this point in history it is irrelevant to be dogmatic theologically, but it is relevant to be dogmatic methodologically! A manual would give us a "common doctrine" -- that contentless process by which the most comprehensive-yet-concrete models can be built.

- - - - -


The manual should include at least the following:

- 1) A Comprehensive Image of the workshop process (plus explanation, perhaps!) which would enable groups to see the relationship and sequence of particular steps.
- 2) A section describing the particularities of each step in the process.
- 3) The function of the workshop methodology.
- 4) The pedagogical stance and tools to be used in the workshop.

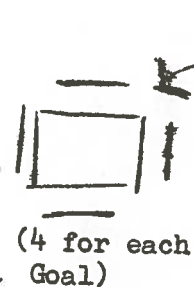
1. SOCIO-POL-GEOG. GRID



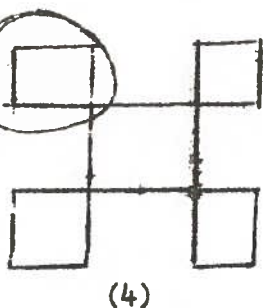
2. CUL-ECO-POL ANALYTICAL CHART



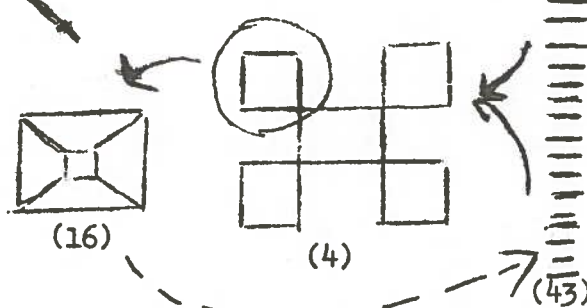
5. BLOCKS



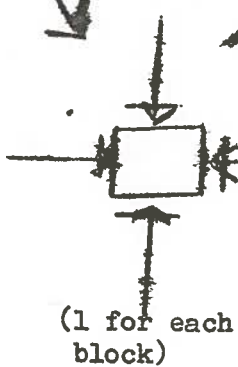
4. GOALS



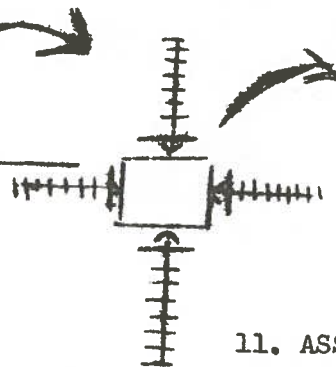
3. CUL-ECO-POL PROBLEMAT



6. STRATEGIC OBJECTIVES



7. TACTICAL MANEUVERS



8. INSTRUMENTS

9. FORCES

10. TIMELINE

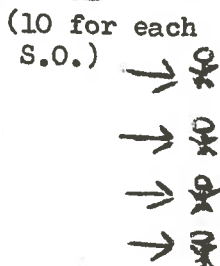


40 year
 4 year
 1 year
 1 quarter
 weeks
 days

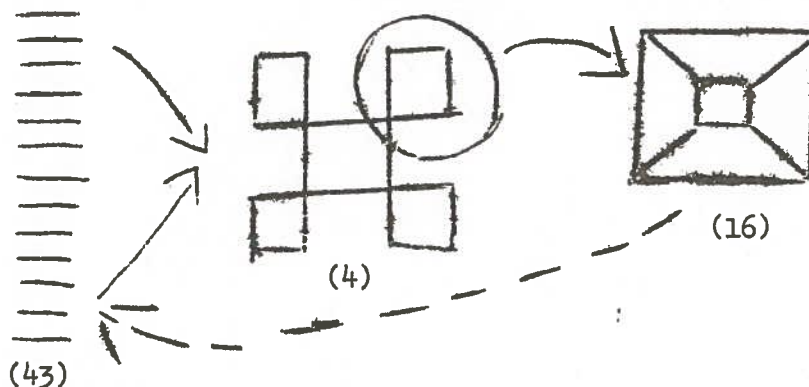
ALTERNATIVE TIME LINE



11. ASSIGNMENTS



3. CUL-ECO-POL PROBLEMAT



Each Section would include the following:

1. Image of the particular stage of the process being described.
(See above.)
2. Outline of steps used to move through that stage.
Illustration: Problemat
 - a. Data gathering: brainstorm 43 problems for each - Pol, Eco, Cul (Style, Symbol, Education).
 - b. Gestalting: narrow each of the 43 to 4.
 - c. Comprehensiveness testing: take each of the 4 out to 4 (4 -- 16)
 - d. Reality testing: check the 16 against the 43. (total)
3. Questions used during the workshop. This would include two types of questions: those which move the workshop through the process and those which reflect on the process itself and bring self-consciousness to the group about what they are doing.
4. Workshop Short Courses or Lecturettes: outline or structure of those relevant to each stage.
5. Group Logistics
 - a. When to work as a total group, when as sub-groups, when as individuals.
 - b. Timeline for workshop.
 - c. Assignments: group and individual (during the workshops and between)
6. Sample charts, graphs, etc., which would be useful.

FUNCTION OF THE WORKSHOP METHODOLOGY

A statement of the function should be included, to remind cadres of the necessity to use this process in their model building sessions.

At least the following should be included in that statement:

- 1) The Workshop Process releases corporate wisdom and lays the imperative for corporate implementation of those models.
- 2) The Workshop Process pushes toward comprehensiveness and at the same time anchors the cadre in the realities of their own particular situation. It is the objective structure through which the problems of individualism and self-depreciation are dealt with.
- 3) The workshop process forces the goals to conform to the problems, exposes the need for structural consistency vis-a-vis the grid, problems, goals, strategies, tactics, etc., and demands continuity.

- - - - -

PEDAGOGICAL STANCE AND TOOLS

The manual should cover the stance of the workshop leader. It should also offer tools (questions, lecturettes, etc.) to deal with problems which arise in the workshop, for example, how to deal with the demons of cynicism, idealism, reductionism, parochialism, psychologism, individualism and other methods used to avoid the task of model building.

