

LECTURE PRESENTATION


April 81

Intro: Giving a lecture is simply telling of TWLI is in a way that will free them to make a decision. It is like being the actor + stagehand in drama



BEING A PEDAGOGUE		BEING AN ACTOR		BEING AN ACTOR		BEING YOURSELF	
TEACHER	Uniform	Orchestra drama	1. Intellectual Comprehension	STORY TELLER	Image to image	Honor Pedagogy Role	We tend to be self-deprecating
	4x4 Manuscript		2. Probe into life		subjectifying objective experience		Deliver it up
	Transition sentences		3. Deal with their life		Objectifying subjective experience		Not interested in compliments
	Neurosis		4. Explanation		Examples of above		File criticism for future use
STUDENTS	Allow them to	LECTURE AS EVENT	Examples from christ lect	IMAGE MAKER	Big black board	TWLI	Trust your own experiences
	Decide to be the class		Freedom Lecture.		Minimum erasing		
	Hook their longings + fear		Church lecture.		Simple board image		
			G.O.D. lecture		Use handout if complex		
ROLE OF POETRY	Authority	ACTOR	Use your height carefully	VOICE	Be heard	OFF STAGE	1. Alternatives abruptly stop
	Say in 10 Words		Brian Stanfield		Not necessarily loud		2. Confession
	What you are going to spend		Tim Karpoff		If raspy voice use it		3. Lift up the critical nature
	The next hour clarifying		"Is there any hope"		Change voice if necessary		4. Point to the necessary decision
HONOR STUDENTS	Relate to subject matter	LECTURE ROOM	Carry the globe (Example of drama)	CAUTION	Vulgarity	URGENCY	Life of
	No half-baked ideas		Set up		Phoniness		We never know
	No theoretical ideas		Decor		Cuteness		How long we have to do what we've decided.
	Your life - A jug of honey		Hostess				
	Refreshments						

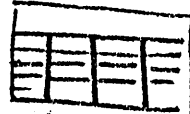
IMAGINAL EDUCATOR




PLAN




TACTICS



BUILD



20TH




20TH

GIVE CENTURY DRAMA!

THE PREPARATION



BRAIN STORM



ORGANIZE





PALETTE



20


THE DRAMA

ON STAGE



EXIT


THE TOOLS



BOARD



VOICE



BODY




CONTACT

THE POLISH



TEACHER



AUDIENCE



APPEARANCE

did not write words on board

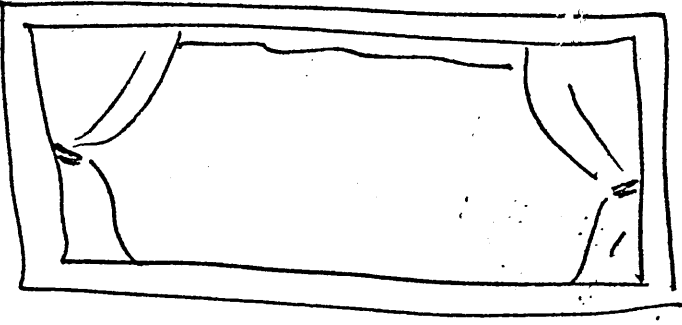
10/81
B. H. H. H. H. H.
LEARNING PRESENTATION

INTRODUCTION

Stagehand. (Our tour image) Hear, there's going to be a drama soon —

Get stage ready

subject



PROSCENIUM

in front of stage or tent ..

When do lecture .. this is the stage for next 45 minutes ..

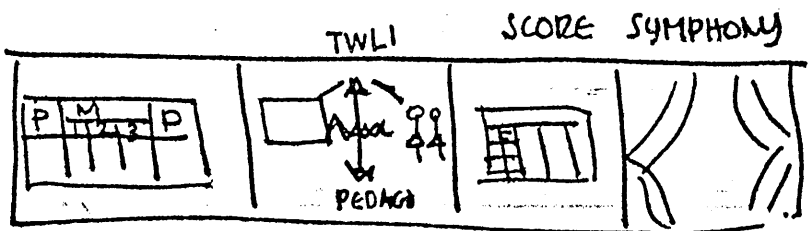
Now

Audience (See script ..)

(Global Academy

Here comes dramatist ...

Lecturer Now ready to be the Shakespeare, Neil Simon of the 20th C. Orchestrating your own personal drama about life —



PLAN TACTICS SCORE SYMPHONY GIVE
Presenting this lecture — feel like Don Quixote where all the mirrors were flashed before him — flashing back the reality he was.
Do lecture on reflecting back what a lecture is —

PATRICK LECTURING IS FINE —

Stagehand

The name of our community is the
34th Global Academy - located in the
United States of America - in Chicago, IL
that's just over the line from Indiana,
at foot of one great lakes called
Lake Michigan - in part of Chicago called
Uptown - on 4th floor of building -
called Global Nexus of ICA/EI...
Latitude 41° 30 minutes, longitude
87 degrees 30 minutes..

The date is October 23, 1981, just a
little after (check time) - Aya -
Well, now, I'll show you a little bit
about this community - population 15
54... (Actually 55 - cuz Dee Horn's here
for a long weekend) a Korean, 1 Malaysian
Native American (turkey joke), Indian -
Western Samoan, British - Angelo -
not sure - African...

Meet a few individuals...

VOIENCE

Pathma.. (e-yah) - He's the oldest here... (reminded me
He was Hindu... from Malaysia...
tension affectionately called Batman by.. Angelo..
concerned right now with tension...

Alan Coulter
Bonnie Coulter

~ nice couple... grew up in Eastern part of
this country...
work with Outward Bound... work couples of
years - in my old stomping grounds in Ely, Minn...
Basswood Lake and beyond into Canada -
See his wife over there - Just 5-6 years ago -
she was on U.S. ~~team~~ Sailing Team
Competed in European's Women's Sailing Championship
See - France in 74 - Spain 75

he wants
to be sure
dialogue
in the seminar

Jung-Meri - celebrated his birthday last night -
event of last year - get out of army -
How old? Not know what do next year... but
said he'd decide


Steve Allen - tall fellow over there - (glad he's around,
last Academy I was oldest, tallest + fattest...)
Saw him scampering around like a mouse..

Yolanda
Sianez - Mexican - not know much but best elevator
Belize - about here - operator ever haer
Jorge - husband - did funny report other
day on Donkey on back - / Locked door

Ken Grady ~ English dictionary
Chatter watch my language...

HE PREPARATION | lively - Both STAGE MANAGER & ACTOR
All have degree in life / fully qualified as lecturer

BRAINSTORM



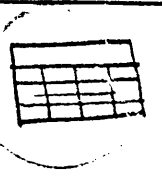
B/s on 8x8
all life experiences → lecturing
why?

1. 64 boxes - 4x4x4.
2. Personal experiences
Where seen in society
Other lives, books, movies.

Show b/s.

"Getting My Act Together and Putting It on the Road"

2. ORGANIZE INTO 4x4



Data but chaos -
How organize - so can
easily remember

Chance to brand 4 points in
brain - The Preparation The Tools
The Drama The Polish

Reveals where clearest
thinking is + areas need
to work -

(Sentences)

Comprehensive
Internally consistent

S. Kierkegaard -
Get them from
behind - discourse
vs. sermon

3. CREATING ILLUSTRATION PALETTE



Once have your
thoughts organized
into one subject.

4 aspects - 4 ways to
say each.

From poor to good lecturer
One make difference in people's
lives...



1. One per box
2. Audience screen
3. What group need to
happen
4. Be flexible.

Accurate
Iron
scholarship

4. R.O/E.A.

R.O. LEARN / REMEMBER

1st step articulate -
Brand across mind, they
are 20th century dramatist
when give lecture
(Brand - liking marking a
horse)

E.A. EXPERIENCE / HAPPEN

Everyone fascinated -
Eager to prepare
talk on imaginal edue.

At this point - may think ready to give lecture -
How make relate to this group. the drama

I THE DRAMA

10/81

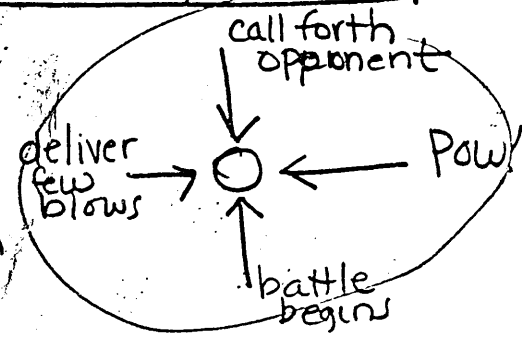
1. ON STAGE



- Get these roles on stage
- Lecturer** - Actually introduce Stagehand/Dramatist
 - Audience** - Talked about community
 - Subject** - lecturing.. Dramatist
 - Poetry** - Lawrence "As we teach.."

2. OVERALL DRAMA / RHYTHM

CS.I...
One focus



4. Punches
 exploration
 depth
 dynamical
 knockout

IMAGES DETERMINE BEHAVIOR

1. All people live out of images
2. Images can change
3. When image change behavior change
4. When behavior, history

3rd column
 seizure
 offence
 decision
 death

Well, ladies gentlemen
 save human beings
 decide to die to their

3. QUALITY ILLUSTRATION

Story-telling

Grandmother, crawl in bed.
 Beginning/Middle/End



Images

Helen Keller



Steal classics... John
 Kentucky Fried Chicken

Fried egg..

INJECTING HUMOR

Story about despair
 Get lots said that can't be done any other way...

Oatmeal

CHECKING APPROPRIATENESS

(= if cry.. don't use..)

Who know who Tarzan is

Who drama like Tarzan
On stage.. beat chest - cry

OFFSTAGE

EXIT

Warning

Illusions - no possibility of life
 throw ball back in their lap.
 If you don't take seriously, lecturing never work.

Donna McClesky - says you can tell, if you don't do a step I believe it.

Openers

- future directions of subject

With new kinds of new tools, drama for 21st C.

PERSONAL DECISION

Calling for you to do
 A challenge

Remember answers around this table - struck by power.

Abrupt EXIT

left hanging with a question

If you don't do the theatrical job - who will?

IMAGE IMAGE | EXIT

BOARD

1st key -
Illustr



Picture board - 2nd key to talk, (illustrations) People forget points, but remember illustration.

How many copy what's on board? - write more.

- A. Before talk have picture board. Final images left there.
- B. Keep dialogue going -
- C. Minimum erasing - / writing. bigenut
- D. Simplify - Help people understand complex subj.

Doctor. Seuss - Happy Birthday...
the third key is how you use the person you are as gift. AM

2. VOICE It's amazing number of ways voice work for you

Clear - 1st issue - be heard clearly / Why else up here? - long hour - of only ~~hear~~ couple words -

Placement Julia Child. Place - lay it down on the table far corner - Ceiling - under table - Kather Heppu Barza Jorde

Pacing fast - overwhelmed slow - emphasize point. Variety - keep -

Your Voice Has variety of tones. Imaginal Educ - all tricks Business LENS - well modulated -

3. BODY Everyone blessed with very unique body - with particular unique gifts. How use body lang.

Gift Talk - fill up room - careful where stand small - move about Steve Allen the mouse Gesture Hands - big points Small - eyes - wink -

Stand - tall - slump - lean over table - address chat

Stance Relax - / nonchalant

Tension with working unto

Massage be beautiful like my Mom

Jonathon story... Jellyfish... Came to do a lecture on Mike Comprihsy curriculum

Midnight.

4. PERSONAL CONTACT get people in The use of voice and your body establish personal contact between teacher/ audience

Eyes contact

Courage because looking reveals your response bored / as keep / interested - look around there - listen?

Pull out voice, wake up -

Name person - group addressed

Tarzan call - Question/Answer Who was Helen Keller? Tarzan What

exactly what you want!

IRITATING HABITS ← DECISION TO TEACH -

② HONOR TEACHER ROLE

need for love self-elevation -
stature, pet peeve, anger -



- A. Language - not out to offend
60s - used language
Esterbrook - Bullcocks
- B. Nervous habits - ah, ah, ah.
Scratch ear, rub nose, -
Same gesture over & over -
- C. Known Biology lecture.
count - ah-ah...
tally..
- D. Unknown - role colleague plays here -

- 1. Know group - what need
- 2. Also want off the hook. Do all steps -
- 3. Once job done -
deserve some reward
for hours - /hard thinking -
- 4. Render it up



③ HONOR AUDIENCE ROLE

1. Only criteria = life experience

Ground your struggle / reveals
theirs is authentic

2. Servant role What need
to hear - not self-actualiz

3. Decide role need to play
Say "Be Myself"

Only? = Which self -

wife/mother/citizen/
curriculum writer/dishwasher/
global citizen

④ Have integrity - free to
play role

APPEARANCE

Saved until last, because
most important -

A What you wear / how
look tells who you are

Best guideline: How
attire communicate -
life stance
accepted - /hard to
know if look like hell -

Avoid distractions

jeans...
clanking bracelets
playing with moustache

Pink dress
Coins in

Be sex / age - w/o calling
attention to self

P.S. Final tips

1. Are you nervous? scared?

Should be -

Indicate take lecturing seriously. ^{20 years} in elem.

Just admit it

2. Trust method.

20th C. — don't have time to prepare — like you would like to —

5 min — give a 2 min. report —

B/s / major idea / illus / blackboard —
relevant to group —

Now time to go through steps. Practice

3. Remember: lecture talking about your life experience —

Don't go away ~

In a minute get your assignment

(Put hat on again —)

Yep — that was some drama — time to get ready for the next show. —

Do a little sweeping and cleaning up.

I wonder who will be the next dramatist —

What will be the next drama.
