


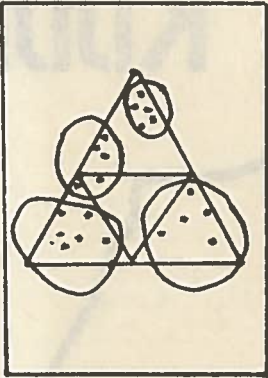
MKUTANO WA KIJI



VILLAGE MEETING


MILITARY

MABISHANO
CHALLENGES




Mabishano ni
The challenge
is _____

hadithi
story

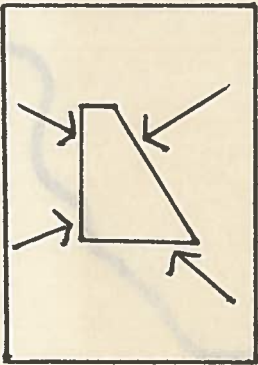


wimbo
song

alama
symbol



MASHAURI
PROPOSALS



Tunakata
shauri
We propose _____

M A E L E Z O

I N S T R U C T I O N S

Kitabu hiki chaweza kutumiwa na vikundi kubwa au vikundi vidogo. Kwa kikundi chenye watu mia au zaidi, ni vizuri kugawa watu kwa vikundi tatu. Kikundi moja huzungumza juu ya mabishano ya kiuchumi, kingine juu ya mabishano ya kisiasa na kikundi kingine juu ya mabishano ya kiutamaduni. Pia, ndani ya vikundi hivi chagua watu ishirini ili watunge wimbo wa kijiji, wachore alama na waandike storia ya kijiji.

Baada ya mabishano kukamilishwa, vikundi vyote hukutana tena pamoja kwa jikundi moja. Na kazi ya kila kikundi husomwa na watu hushangilia kwa makofi na nyimbo. Huu ni wakati ambao chai au chakula chamchana hutumiwa. Lakini, kama kikundi cha watu ni chini ya mia moja, kutaneni kama kikundi moja, na lakini uchague watu kama ishirini ili watunge wimbo, wachore alama na waandike storia.

This book can be used for various size groups. For groups under 100 the group would begin as one guild. After finishing page 2 a smaller group of 30 would be set aside to do the song, story, and symbol workshop. After the interlude the whole group would meet together for the proposals workshop with a small group of 5 to 10 people set aside to polish the song, story and slogan. All would again come together for the plenary.

Groups over 100 can be divided after the initial spin into three guilds. Two guilds would each follow the procedures for work through the challenge workshop. The third guild would do the story, song, and symbol workshop. For the proposal workshop one guild would write proposals for the economic, another the political and the third the cultural challenges. Again a small group of 5 to 10 people would be set aside to polish the song, story, and slogan. All would come together for the plenary.

ULIMWENGU MUPYA

Neno lenye hadithi na mawoni ya kuchekeka na kufurahisha katika karne ya 20, kwa dakika tano tuu.

- I. Nyekati tunazoishi zimebadili
- II. Sura ya dunia ni ingine
- III. Jamii mbali mbali ziko kwa msafara
- IV. Kila pahali kuna watu wenye kujali

THE NEW WORLD

A five-minute spinning of stories and images to excite people about participating in a 20th century village meeting.


- I. The times we live in have shifted
- II. There is a new image of the earth
- III. Local communities are on the move
- IV. There are people who care everywhere


WORKSHOP YA MABISHANO
THE CHALLENGES WORKSHOP

Mwanzo Intro	Yaliotimizwa Past Achievements	Kutambua Tatizo Letu Articulating Present Struggle (total group)	Kugundua Bishano Discerning Underlying Challenge (as guilds)	Matokeo Product
Neno la Ulum- weng u mpya New World Talk	Longo Future Dreams	Adithi, Wimbo na Alama Workshp Story, Song and Symbol Workshop		Mawazo Reflec- tion
10	20 dakika minutes	25 dakika minutes	30 dakika minutes	5





HOJA ZA KIJAMII
SOCIAL ISSUES

- | | |
|--|--|
| <p>1. Wewe hujivunia nini katika kijiji chako? Ni nini ungependa kuonyesha? (5 dakika)</p> <p>1. What are you proud of in your village? What would you like to "show off"? (5 minutes)</p> | <p>2. Watarajia nini katika miaka 10-20 ijayo? Matumaini yako ni gani kwa siku zijazo? (5 dakika)</p> <p>2. What do you hope for in the next 10-20 years? What are your dreams for the future? (5 minutes)</p> |
|--|--|

VITENDO BORA VILIZYO TIMIZWA		PAST ACHIEVEMENTS

MATUMAINI AU NDOOTO ZA SIKU ZIJAZO		FUTURE DREAMS

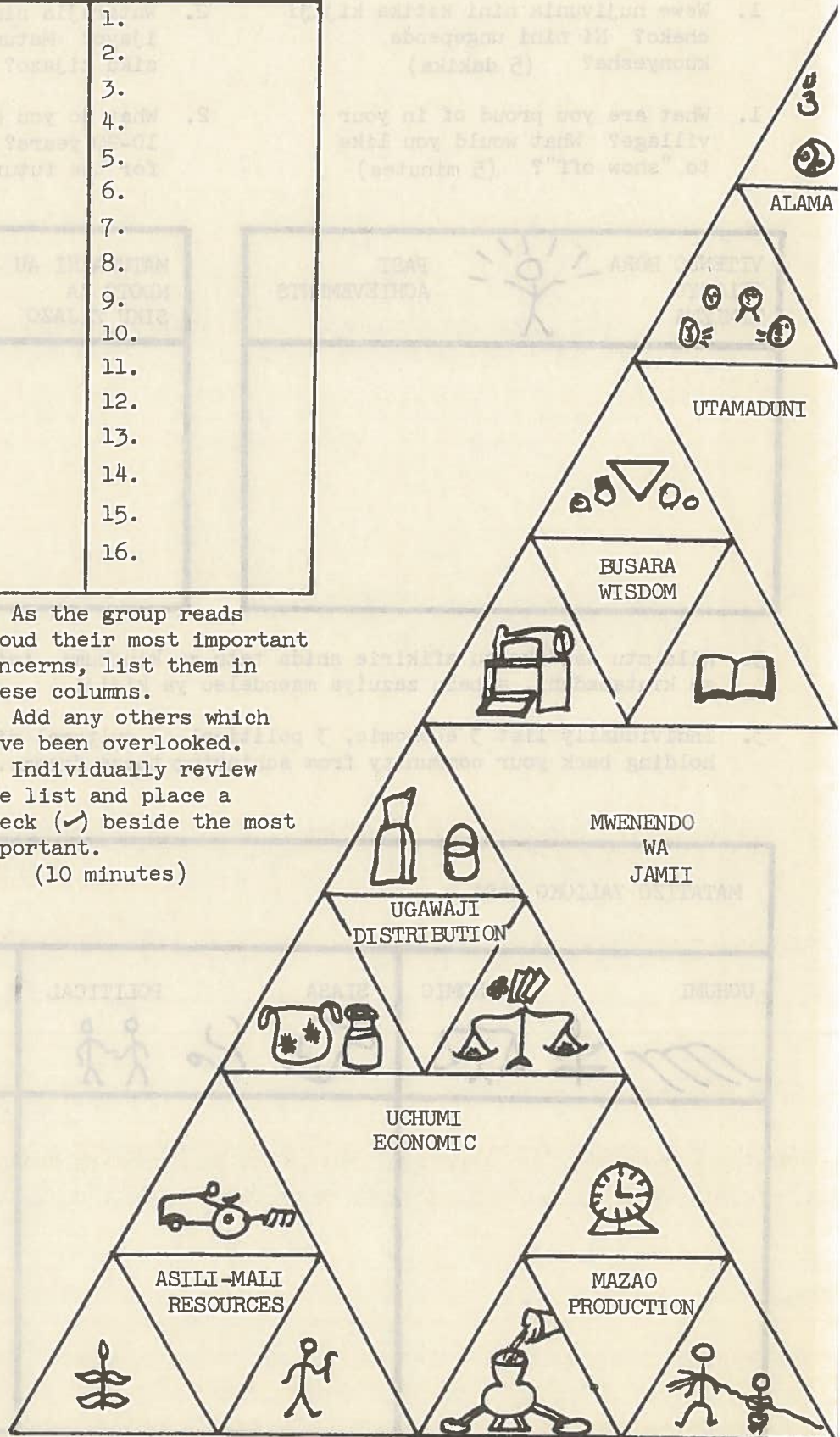
3. Kila mtu aandike au afikirie shida tatu za kiuchumi, tatu za kisiasa na tatu za kiutamaduni, ambazo zazuiya maendeleo ya kijiji. (10 dakika)
3. Individually list 3 economic, 3 political, 3 cultural difficulties which are holding back your community from achieving these dreams. (10 minutes)

MATATIZO YALIOKO SASA		PRESENT STRUGGLES	
UCHUMI ECONOMIC 	SIASA POLITICAL 	UTAMADUNI CULTURAL 	CULTURAL 

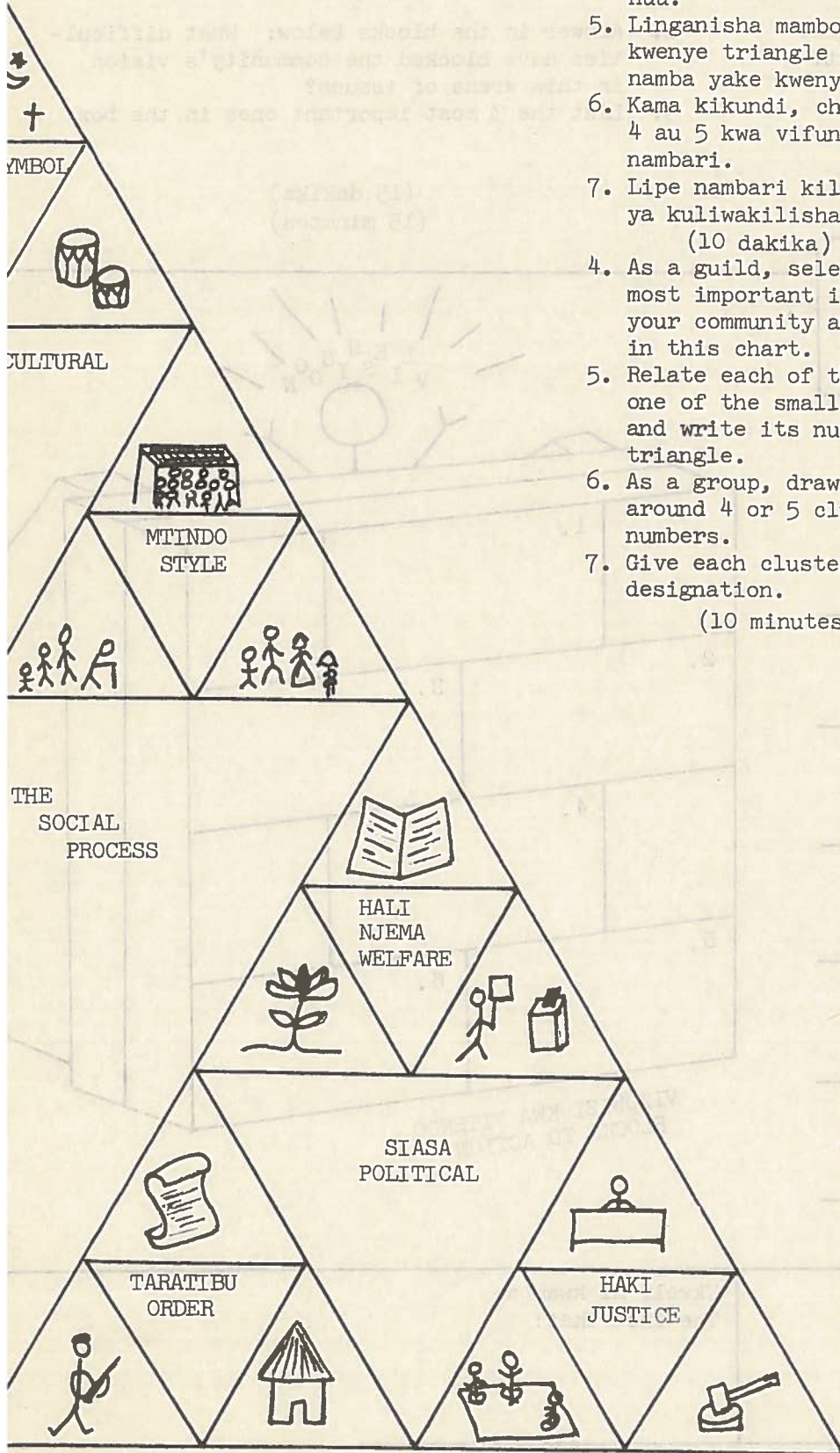
HOJA ZA KIUCHUMI ECONOMIC ISSUES	HOJA ZA KISIASA POLITICAL ISSUES	HOJA ZA JAMII SOCIAL ISSUES
1.	1.	1.
2.	2.	2.
3.	3.	3.
4.	4.	4.
5.	5.	5.
6.	6.	6.
7.	7.	7.
8.	8.	8.
9.	9.	9.
10.	10.	10.
11.	11.	11.
12.	12.	12.
13.	13.	13.
14.	14.	14.
15.	15.	15.
16.	16.	16.

1. Kikundi kinapo soma kwa sauti mahitaji yao, yajaze kwenye mistari hii.
 2. Ongeza mahitaji yoyote ambayo yamesahaulika.
 3. Ukiwa peke yako kagua orodha ya mahitaji uliyoyaandika na uweke alama (✓) mbele ya mahitaji unayofikiri ni muhimu sana.
 (10 dakika)

1. As the group reads aloud their most important concerns, list them in these columns.
 2. Add any others which have been overlooked.
 3. Individually review the list and place a check (✓) beside the most important.
 (10 minutes)



MATATIZO YANAYOHUSU KIJIJILI
LOCAL CONCERNS



4. Kama kikundi, chagua mambo 20 muhimu katika jiji lako na uyaandike katika mraba huu.
5. Linganisha mambo haya kwenye triangle na aandika namba yake kwenye triangle.
6. Kama kikundi, chora mviringo 4 au 5 kwa vifungo za nambari.
7. Lipe nambari kila fungo. ya kuliwakilisha.
(10 dakika)
4. As a guild, select the 20 most important items for your community and list them in this chart.
5. Relate each of the items to one of the small triangles and write its number in that triangle.
6. As a group, draw a circle around 4 or 5 clusters of numbers.
7. Give each cluster a letter designation.
(10 minutes)

TOKEO MUHIMU
SANA
KEY ISSUES

- 1.
- 2.
- 3.
- 4.
- 5.
- 6.
- 7.
- 8.
- 9.
- 10.
- 11.
- 12.
- 13.
- 14.
- 15.
- 16.
- 17.
- 18.
- 19.
- 20.

Watu hugawanyika kulingana na vifungo za nambari kwenye triangle. Fungua ukurasa wa tano.

The group breaks into a team for each cluster and moves on to page 5.

MABISHANO MUHIMU

1. Andika hapo chini hoja za kikundi chako na uzipe jina lenye maneno mawili au tatu.

1. List below the issues in your team's cluster and give a 2 word title to the list.

2. Jibu kwenye miraba hapo chini: Ni katika hoja hizi ni matatizo au kitu gani kimefanya watu wasione lengo lao?

3. Andika kwenje box mambo matatu mu himu.

2. Answer in the blocks below: What difficulties have blocked the community's vision in this arena of issues?

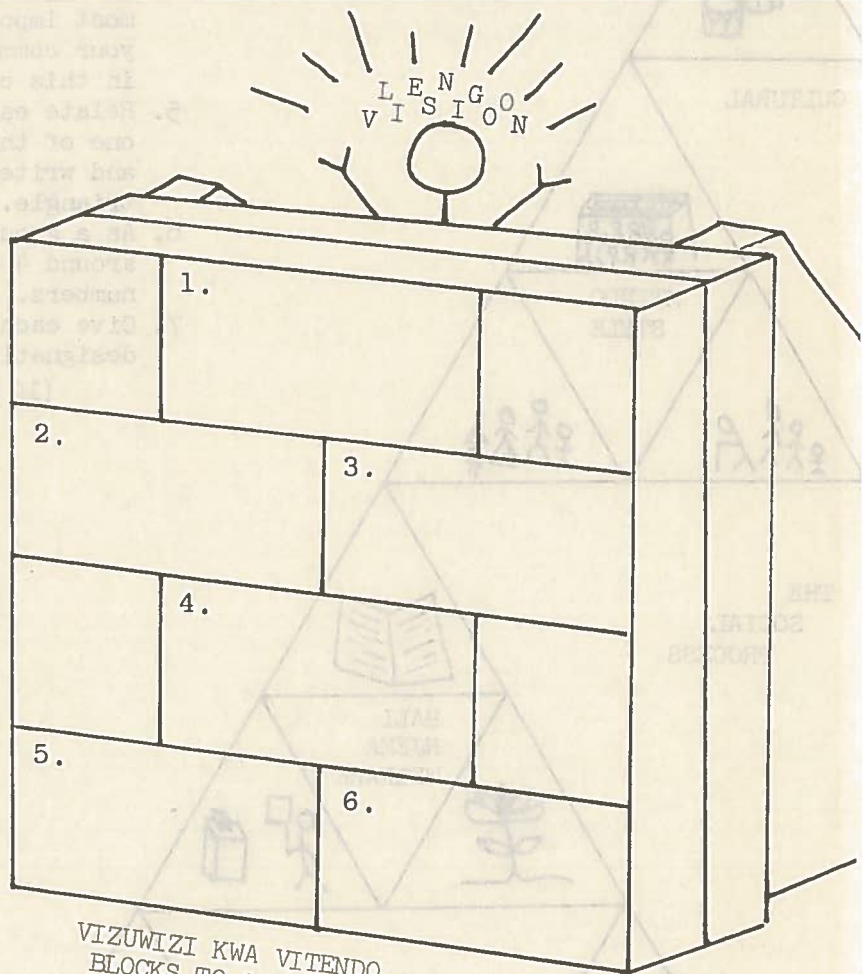
3. List the 3 most important ones in the box.

(15 dakika)
(15 minutes)

BARVA na UWANJA WA MAJINA

LETTER and ARENA TITLE

HOJA ZA KIKUNDI:
ISSUES IN CLUSTER:



VIZUWIZI KWA VITENDO
BLOCKS TO ACTION

Katika uwanja wa:
In the arena of:

Ukweli ni kwamba:
The fact that:

UNDERLYING CONTRADICTION

4. Kama kikundi, jibu swali hili: Nijambo'gani katika jamii linalo sumbua watu hata wasiweze kuoudoa shida hizi? Aandika jibu hapo chini. Chukua lilyo muhimu na liandike sandukuni chini.

5. Fuatia na kuandika mifano kadha za shida katika kijiji chako. Aandika kwenye fasi iliyo achwa.

4. As a team, answer this question: What condition in your community stops every attempt to deal with all of these difficulties? Put answers below. Pick best one and write in bottom box.

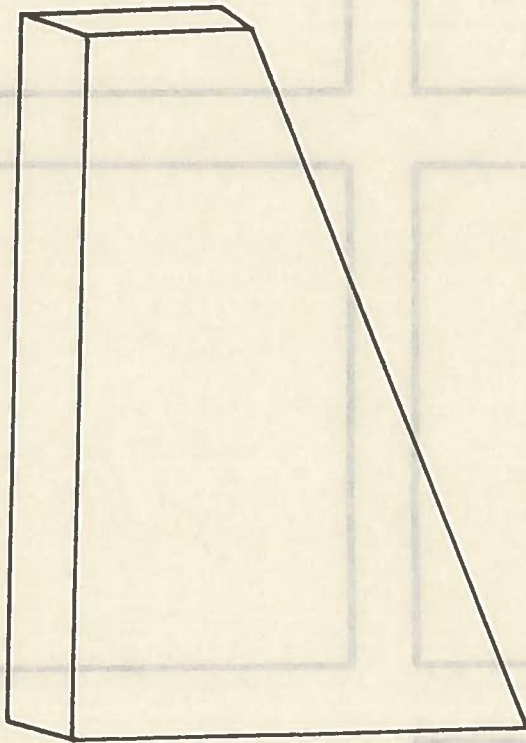
5. Then list several examples of this obstacle in your community. Record these in the space provided.

(15 dakika)

(15 minutes)

MZIZI LA BISHANO UNDERLYING CHALLENGE

MIFANO KWENYE MUTAA
LOCAL EXAMPLES



vizuizi muhimu
deep-rooted obstacle

1. _____

2. _____

3. _____

4. _____

Inatuonyesha kwamba bishano ni:
Shows us the challenge is:

Bishano hili laonekana kwenye:
This challenge is seen in:

M A A M U Z I Y A K I J I J I

V I L L A G E D E C I S I O N S

MABISHANO

Ukurasa huu ni wako wa kuandikia mabishano yaliyo tajwa kwa mkutano.

CHALLENGES

This page is for you to take notes on the challenges discerned in your Village Meeting.

Katika uwanja wa:
In the arena of:

Ukweli ni kwamba:
The fact that:

Hii inatu onyesha kwamba tatizo kubwa ni:
Shows us the underlying challenge is:

Kama inavyo onyeshwa na:
As illustrated by:

Blank space for notes.

Blank space for notes.

Blank space for notes.

Blank space for notes.

MAZUNGUMUZO YA MAWAZO: MABISHANO

1. Ni nini lilokushangaza ulipo somewa mabishano?
2. Umeshangazwa na nini?
3. Mawoni gani uko nayo?
4. Bishano gani ni rahisi kuta tua?

REFLECTIVE CONVERSATION: CHALLENGES

1. What caught your attention as these were being read?
2. What surprised you?
3. What suggestions came to your mind?
4. Which of these challenges will be the easiest to deal with?

HADITHI YA KIJIKI

VILLAGE STORY

1. Kama kikundi, soma kwa sauti habari yote katika ukurasa wa pili, chagua moja iliyo, Muhimu na iandike kwenye sanduku liliyo juu.
2. Gawanyisha kundi katika vikundi vitatu. Kikundi cha kwanza na cha pili waanze kazi. Katika ukurasa wa tisa.
3. Kikundi cha kwanza kiandike sentensi za mawazo za hadithi -- katika sehemu ya pili.
4. Kama kikundi, jadilianeni sentensi na zigawanyeni kwa vikundi vikundi na muandike fungu la sentensi.
5. Kama kundi mzima, soma fungu za sentensi kwa sauti na uchague jina la hadithi ya kijiji chako: (20 dakika)

1. As a guild, read aloud the information on page 2, choose a main theme, and write the theme in the top box.
2. Divide guild into 3 teams. Teams 2 and 3 begin working on page 9.
3. Team 1 writes sentence ideas for the story -- in the second section.
4. As a team, discuss the sentences and divide into units to write the paragraphs.
5. As a whole team, read the paragraphs aloud and choose a title for your village story. (20 minutes)

HORODHA:
MAIN THEME:

SENTENCES:

Mambo Mulio Kamilisha Zamani
Past Achievements

Masumbuko ya Sasa
Present Struggles

Matumaini Ya Siku Zijazo
Future Dreams

Mambo Mulio Kamilisha Zamani Past Achievements	Masumbuko ya Sasa Present Struggles	Matumaini Ya Siku Zijazo Future Dreams

FUNGU LA SENTENSI:
PARAGRAPHS:

JINA LA HADITHI YA KIJIKI:
TITLE OF VILLAGE STORY:

--

WIMBO WA KIJIKI

VILLAGE SONG

- | | |
|--|--|
| <ol style="list-style-type: none"> 1. Vikundi vya pili na tatu watajadiliana ubora wa nyimbo na kuamua sauti. 2. Chagua vifungo vya nyimbo na mashairi (choruses). 3. Kitundi cha tatu wataanza kufanya kazi iliyo kwa ukurasa wa 10. 4. Kikundi cha pili huchagua maelezo na kuyaweka pamoja kutoka ukurasa wa pili kulingana na mashairi. 5. Kikundi cha pili hujigawa kwa vikuudi ambavyo vitaandika sehemu moja ya nyimbo au shairi kulingana na sauti. 6. Kigundi cha pili huungana tena pamoja na huimba kila ukurasa wa wimbo. Marekebisho hufanywa. Baada ya wimbo kuwa safi, upatie jina. (15 dakika) | <ol style="list-style-type: none"> 1. Teams 2 & 3 discuss the qualities of a great song and decide on a tune. 2. Decide number of verses and choruses. 3. Team 3 begins work on page 10. 4. Team 2 groups together information from page 2, according to verses. 5. Team 2 divides into units which write one verse or chorus to fit the tune. 6. Whole team gathers to sing each verse make improvements and title the song. 7. Practice singing the song well to present it to the village during the interlude. 7. Fanyeni mazowezi ya wimbo mpya ili muweze kuimba kwa njia ya kupendeza wakati vikundi vyote vitapo kusanyika pamoja kwa repoti. (15 minutes) |
|--|--|

UBORA: QUALITIES:	MASAUTI: POSSIBLE TUNES:	SAUDI ILIYO CHAGULIWA: TUNE CHOSEN:
----------------------	-----------------------------	---

MAWAZO YA NYIMBO: (kutoka kwa ukurasa wa pili) IMAGES FOR SONGS: (from page 2)

VIKUNDI VYA MAWAZO: GROUPS OF IMAGES:
--

KIFUNGO/SHAIRI (worksheet) VERSE/CHORUS WORKSHEET:	VIFUNGO NA MASHAIRI YALIO KAMILIKA: COMPLETED VERSE/CHORUS:
---	---

ALAMA YA KIJIKI

VILLAGE SYMBOL.

- Kama kikundi moja, fikirieni juu ya misemo na adithi kwa kutumia vitu kwene ukurasa wa pili.
- Chaguweni moja ambayo itaotumika kama msemu wa kijiji.
- Chora alama ambayo yalingana na adithi, msemu na matumaini ya watu wa kijiji.
- Kila mtu achora alama ya kijiji kulingana na mawoni yake binaksi. Chagua alama mzuri ya maonyesho.
- Kusanyeni alama zote na muchague zilizo bora. Pia kwenye alama zilizo bora zaidi, chaguweni ile inayo wakilisha ndoto na matumaini ya kijiji.
- Tungeni alama ya kijiji kwa kutumia mawoni kutoka kwa alama zilizo chaguliwa kwa kua bora zaidi. (15 dakika)

1. As a team, think of several slogans using data from page 2.
2. Decide on one as the village motto.
3. Sketch picture ideas suggested by the data and the motto.
4. Working individually, sketch some symbols. Pick your best one to show.
5. Look at all the best sketches and decide on the most appropriate one.
6. Design the village symbol by combining elements of sketches.
7. Decide color scheme and draw final symbol on large display sheet.
7. Kwa pamoja amueni rangi ya alama ya kijiji. Baadaye chorenii alama kubwa ambayo itakua alama ya mwisho ya kijiji. (15 minutes)

MAWAZO YA MSEMOM:
SLOGAN IDEAS:

MSEMOM ULIYO CHAGULIWA:
MOTTO CHOSEN:

FIKIRIA MAWAZO YA ALAMA:
PICTURE IDEAS FOR SYMBOL:

MCHORO WA ALAMA:
SYMBOL SKETCHES:

ALAMA YA KIJIKI:
VILLAGE SYMBOL.

HARAMBEE

Refrain:

Harambee, Harambee Tuimbe Pamoja,
Harambee, Harambee Tuimbe Pamoja,
Harambee, Harambee Tuimbe Pamoja
Tujenge Serikali.

Wengi walisema Kenya itakuwa matata (x 3)

Watu wote wasalama

Refrain:

Watu wa Kenya Hatuna ubaguzi (x 3)

Kila rangi tunaipenda.

Refrain:

M A P U M Z I K O

I N T E R L U D E

Kamweleni Son

KAMWELENI SONG

Kamweleni, kuseo, kuseo, kuseo
Kamweleni, kuseo, kuseo, kuseo

Nimendete aeni

Kwiasyai athangau

Kwisyana ndanu

Nilulwaka sukulu

Namalelu melami

Nakiwukya niveleki

Kamweleni kuseo

AFRIKA NCHI YETU

O Afrika nchi yetu (x 4)

Watu wote wa Afrika
Tunataka Kuungana,
Tujenge taifa letu
Lenye ngavu na umoja.

Na lakini ni lazima,
Tusahau ulegevu.
Unyang'anyi na uchoyo
Hizo ndizo zinadhuru.

Twasi mama mbele yenu,
Kama kionyesho kwenu,
Cha kusimama imara hilo
Ndilo lengo letu.

O Afrika nchi yetu (x 4)

MAPUMIZIKO	INTERLUDE
Chai & Kupeana	Tea & Presentation
Hadithi, Nyimbo na Alama	Story, Song and Symbol
20 dakika	20 minutes

BINADAMU MUPYA

Neno lenye hadithi na mawoni ya kuhimiza kufwatia mashauri.

- I. Huu ni wakati wa mzalendo mupya
- II. Mzalendo mupya akabiliwa na mabishano
- III. Kila moja ayitwa kujiunga
- IV. Watu hupendelea vitatuzi zwenye njia

THE NEW HUMAN

A five-minute spinning of stories and images to release creativity, given preceding the proposal workshop.

- I. This is the time of the new citizen
- II. New citizens face the challenges
- III. Others are called to join in
- IV. People are interested in practical solutions

WORKSHOP YA MASHAURI THE PROPOSALS WORKSHOP

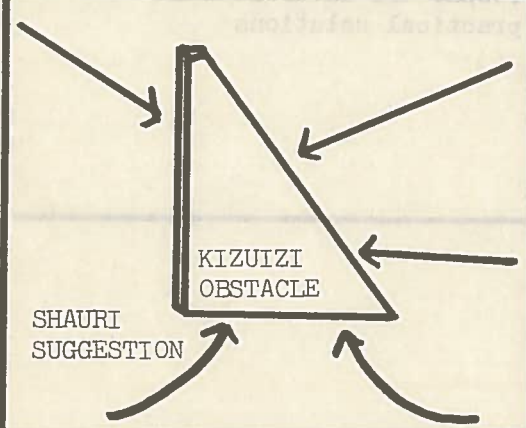
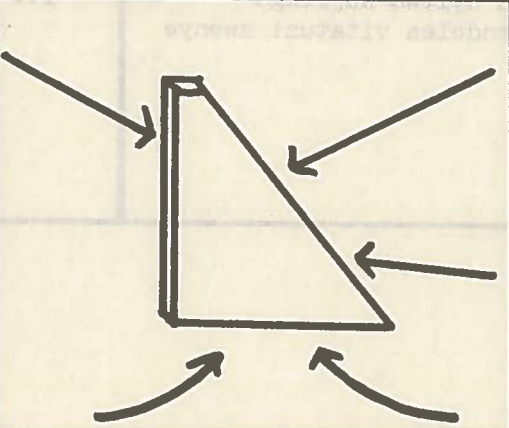
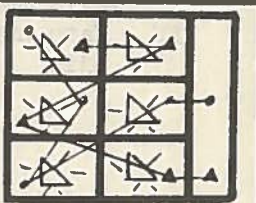
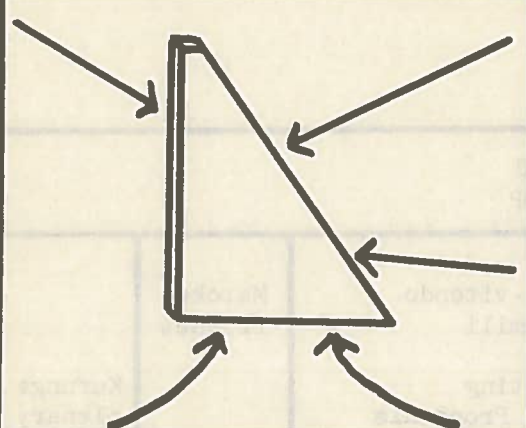
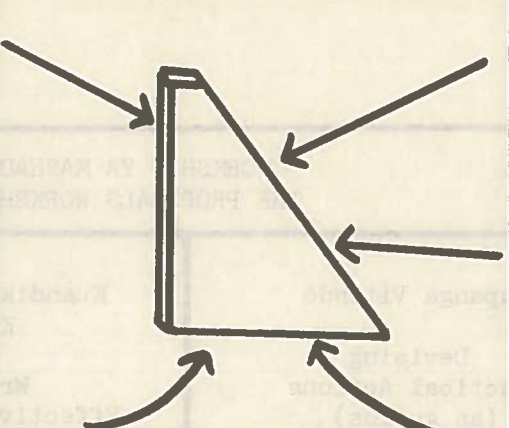
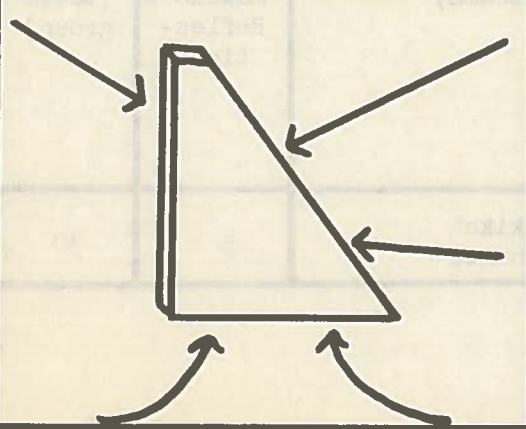
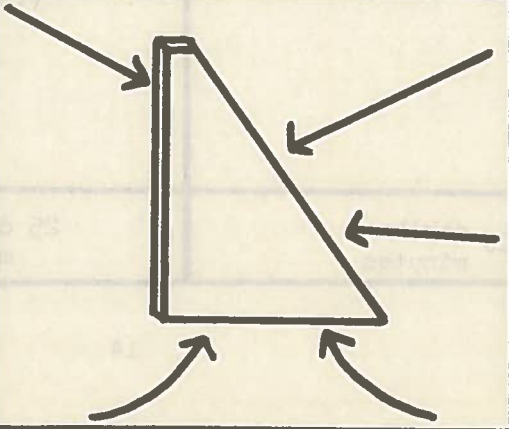
Neno la Binadamu Mypa New Human Talk	Kupanga Vitendo Devising Practical Actions (as guilds)	Kuandika-vitendo Kamili Writing Effective Proposals (in teams)	Matokeo Product Mawazo Reflection	Kufunga plenary (total group)
10	20 dakika minutes	25 dakika minutes	5	30

VITENDO VYA KUFAA

PRACTICAL ACTIONS

1. Kama kikundi kusanyeni pamoja mabishano yanayo fanana, na muandike jina la bishano ndani ya kila pembe (triangle) ya kizuizi kinachohusika na bishano.
2. Katikati ya mistari, andika kitendo muhimu chaku pambana na bishano hili.
3. Andika mapambano muhimu mawili.()
4. Jaza nafasi zote katikati ya mistari na mapambano muhimu ya kila mtu.
5. Andika mapambano muhimu na uchore pembe (triangle) katika fungo la mapambano na ufanye pia hivyo na mapambano yalio fanana.
6. Tafuta mapambano mengine yanayo fanana na uya patie alama tafauti.
7. Unganisha alama zinazo fanana kwa kuchora musitari unao elekeya kwa kila alama zaina moja. (20 dakika)

1. As a guild group together any of the challenges which are alike and write a challenge title in each triangular obstacle for each challenge or group.
2. Between the arrows, write a practical response you would make to the challenge
3. Mark your 2 most effective ideas.()
4. Fill in all the spaces between arrows with everyone's best suggestion.
5. Mark the top-right suggestion with a triangle and put triangles on other similar actions.
6. Find other sets of similar responses and mark each set with its own symbol.
7. Connect alike symbols with a line and extend the line to the side column. (20 minutes)

		 <p style="text-align: center;">MFANO EXAMPLE</p>
		
		

KUANDIKA MASHAURI

PROPOSAL WRITING

- Gawanyikeni kwa makundi kwa alama.
- Chora alama na andika jina la uwanja wa shauri lako.
- Andika shauri katika uwanja kutoka ukurasa tulio pita.
- Niya kubwa kwanini twataka kufanya mambo hayo? Andika mambo yote, lakini andika lililo muhimu chini ya nafasi iliyopeanwa.
- Vitendo vinauo wezwak kufanywa: Ni nini utaofanya iliukamilishe mambo haya? Andika jabo la mwisho hapo chini.
- Hatua ya utendaji: Ungefanya mambo haya vipi? Andika mambo muhimu katika nafasi ya mwisho.

(25 dakika)

1. Divide into teams by symbol groups.
2. Draw symbol and decide title of your team's proposal arena.
3. List the practical actions in your arena from the previous page.
4. Primary Intent: Why do we want to do these things? Take notes on all, but write best intent in the bottom of space.
5. Practical Activity: What could you do to accomplish this intent? Write final answer in bottom of space.
6. Implementing Steps: How would you do this proposal? Write most effective 4 steps in bottom of space.

(25 minutes)

ALAMA SYMBOL	JINA LA UWANJA WA SHAURI PROPOSAL ARENA TITLE	MAWAZO JUU YA SHAURI (kutoka ukurasa 11) PROPOSAL IDEAS(from page 11)

NIYA KUBWA PRIMARY INTENT	VITENDO PRACTICAL ACTIVITY	MWENENDO WA VITENDO IMPLEMENTING STEPS
<p>Ilituweze Ku . . . In Order To . . .</p>	<p>Twa Towa Shauri . . . We propose . . .</p>	<p>Kwa Kufanya . . . By doing . . .</p>

M A A M U Z I Y A K I J I J I

MASHAURI

Ukurasa huu ni wako wa kuandikia mathibitisho yaliyo jadiliwa katika muktano.

V I L L A G E D E C I S I O N S

PROPOSALS

This page is for you to take notes on the proposals decided on in your Village Meeting.

Ili tuweze:
In order to:

Twa shauri:
We propose:

Kwa kutenda:
By doing:

- 1.
- 2.
- 3.
- 4.

- MAZUNGUMUZO YA MAWAZO: MASHAURI
1. Kitu gani umeelewa juu ya mashauri?
 2. Mashauri haya yaweza kufanywa?
 3. Kama ungetimiza mashauri haya jamii yako ya weza kua tafauti namnagani?
 4. Ungependa kuanza na shauri lipi?

- REFLECTIVE CONVERSATION: PROPOSALS
1. What did you notice about the proposals?
 2. Are these practical and doable?
 3. If you did these proposals, how would your community be different?
 4. Which proposal would you like to start with?

Mkutano wa Kijiji ni kipindi ambacho
 hutumiwa kuambaniana chini ya
 mawazo kwa ajili ya kutambua
 hali ya jamii na kutafuta
 njia za kutatua changamoto
 zinazokumbwa. Mwanamaamuzi
 wa Kijiji alioitwaka na
 kutafuta njia za kutatua changamoto
 zinazokumbwa. Mwanamaamuzi
 wa Kijiji alioitwaka na
 kutafuta njia za kutatua
 changamoto zinazokumbwa.



The Village Meeting is a programme offered
 under local sponsorship by a volunteer staff
 of specially trained community leaders.
 The Village Meeting was developed by the
 Institute of Cultural Affairs, a not-for-
 profit demonstration and training group
 concerned with the human factor in world
 development.


MAZUNGUMUZO YA MAWAZO MWISHONI WA
 MKUTA

REFLECTIVE CONVERSATION: THE MEETING

1. Nini kimekushangaza juu ya mkutano wa leo?
2. Kitu gani kime tendeka leo?
3. Mwenendo huu ni mzuri?
4. Kitu gani tuta fanya baada ya mkutano huu?

1. What surprised you about this meeting?
2. What has happened here today?
3. How was this format helpful?
4. What do we need to do next?

Mkutano wa Kijiji ni kipindi ambacho hutolewa na kudhaminiwa chini ya wenyeji kutokana na watu waliojitolea, hasa viongozi wa jamii waliojizoeza. Mkutano wa Kijiji uliostawishwa na chuo cha mambo ya utamaduni Institute of Cultural Affairs, siyo kundi la biashara, bali ni kundi la maonyesha na ufundishaji unaohusika na ustawi ya sehemu ya binadamu duniani.



The Village Meeting is a programme offered under local sponsorship by a volunteer staff of specially trained community leaders. The Village Meeting was developed by the Institute of Cultural Affairs, a not-for-profit demonstration and training group concerned with the human factor in world development.