
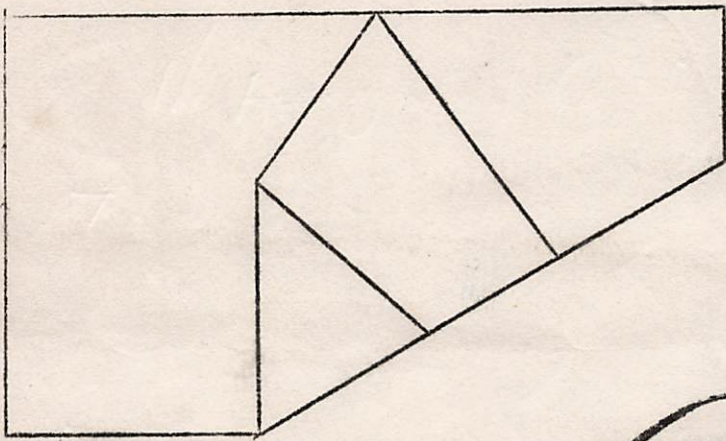


Research
Council & Design
Maharashtra

REPLICATION
CONSULT
MANUAL



MAHARASHTRA VILLAGE DEVELOPMENT PROJECT
February 1979
Quarter III

T A B L E O F C O N T E N T S

Consult Design	4
Consult Abstract	5
Module Focus	6
Opening Module Timedesign	7
VISION WORKSHOP	
Contradictions fieldwork	8
Contradictions worksop	9
Contradictions Plenary	9
Proposals fieldwork	10
Proposals Workshop	10
Proposals Plenary	11
Agriculture Module Timedesign	12
Farmers meeting	13
Irrigation map & Dairy	14
Industry Module Timedesign	15
Industry fieldwork	16
Economic Tactics Plenary	17
Environment Module Timedesign	18
Context	
Services	
Construction	19
Beautification	
Master plan & Sharmadan	20
Social Module Timedesign	21
Social Tactics Workshop	22
Resources Module Timedesign	23
Procedures	
Tactics Pull Together	24
Closing Module Timedesign	25
2 Year timeline	
13 Week timeline	
1 Month manures	26
Guild & Stake Leaders	
One month Thrust	
One week Implementaries	
Stake Meeting	27
Closing Celebration	
Pre Consult Tasks	28
Spin Outlines	29
Document Layout	30
36 Programme Chart	31
2 Year Timeline	32
13 Week Timeline	33

THE PLANNING MODULES

THE IMPLEMENTATION MODULES

I.
THE
OPENING
MODULE


II.
THE
AGRICULTURE
MODULE

III.
THE
INDUSTRY
MODULE

V.
THE
ENVIRONMENT
MODULE

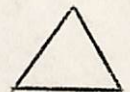
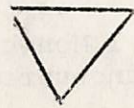


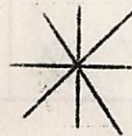
VII.
THE
RESOURCES
MODULE

VIII.
THE
CLOSING
MODULE



IV.
THE ECONOMIC
TACTICS PLENARY

VI.
THE
SOCIAL MODULE



Monday

Tuesday

Wednesday

Thursday

Friday

Saturday

THE MODULE FOCUS

AGRICULTURE MODULE	INDUSTRY MODULE	ENVIRONMENT MODULE	SOCIAL MODULE	RESOURCES MODULE
Cropping Patterns	Local Skills	Essential Services	Preventive Care	Zilla Parashad
Irrigation Schemes	Local Raw Materials	Building/ Construction	Functional Education	State Agencies
Dairy Expansion				Collector's Office
Bank Loans	Local Guaranteed Markets	Village Beautification	Community Welfare	Private Sector
X	+	O	□	∞



8
7:00 am Vision Plenary

VISION
PLENARY

8:00 am Contradiction Field Work

10:30 am Contradiction Workshop

11:00 am Contradiction Plenary

12:00 Lunch Break

2:00

Proposals Fieldwork

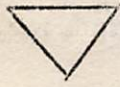
5:00 pm Dinner Break

7:30 pm Proposals Plenary

X
9:30 pm Preparation for next day



VISION PLENARY	<p>A village lives out of its hopes and dreams. Our task is to move through the vision to a two year plan for the village. I want to present this Vision Chart which is a pulling together of the work the village did during the Gram Sabha.</p> <ol style="list-style-type: none"> 1. What is the first phrase that strikes you? 2. What excites you? What frightens you? What puts urgency into the task? 3. To what on the chart do you say "Yes, that is needed"? What is missing? What would you add? 4. Let's take a quick look at a comprehensive picture of village development. These 36 programmes include ... (do a quick walk through). Does this remind you of other aspects of the village's vision? List them on the blackboard by the Vision Chart. 5. If this village aspired to be a model village, how would you alter or improve the chart? <p>Assign a team to one or two of the columns of the chart.</p>
CONTRADICTIONS FIELD WORK	<p>Song</p> <p>Context: Now we are out to discern what is blocking the people's vision, hopes and dreams from becoming realities. Review the columns assigned to the team. Assign a group of people to each of the specific items of the Vision.</p> <ol style="list-style-type: none"> 1. Go and find 10 people who will do that item of the Vision. 2. Ask them what would they do to do this item now. 3. List the things that are blocking them from doing the vision. Keep asking "Why?" Ask, "What has been done on this before? Why was it stopped?" <p>As a team consense on the people and places to see. Cover the whole village by age, sex, social and economic groups. Key Questions are:</p> <p>"Why is this situation the way it is?"</p> <p>"What is sustaining the blocked situation?"</p>
CONTRADICTIONS WORK SHOP	<ol style="list-style-type: none"> 1. Have each unit put their list of blocks on the blackboard. 2. Read out all the blocks, ask for clarity and refine the wording. 3. Push team's insights to get out the underlying block. Aim for a master list of 35-40 items. Combine some, expand or divid others. 4. Refine the list to 20 key blocks in each team - 80 total for the plenary. Eliminate overlap, combining similarities, subsume lesser items under major ones.



OPENING	<ol style="list-style-type: none">1. Song2. Spin: Pain of Objectivity3. Method Context: - rock in the middle of the road - actual, real thing, maybe invisible - determined from your previous experience4. Instructions
OBJECTIVE	<p>ROUND ONE</p> <ol style="list-style-type: none">1. First sample plot randomly on the blackboard every 4th item starting with contradiction No. 4 from each team, then No. 8 and so on.2. First response to data: push weak items3. Second Sample: read out 3 key items per list that are not up yet.4. Initial interpretation: "In this group the block is located in the village in its and the block is ." Assign a letter code to each group.
REFLECTIVE	<p>ROUND TWO</p> <ol style="list-style-type: none">1. Teams plot the remaining items into groups. Count how many items belong to each group and how many do not.2. Third sample: call out data that does not fit into any group and put on the board; you may place them even if they say it is new or you may create a new group.3. Second Interpretation: walk through describing, change letters or break up clusters if necessary. Write the names of each contradiction on its cluster. <p>After plenary coordinator plots similar data into clusters, counts the amount of data in each, places contradictions in order of most numerous data to the least data, refines the titles and creates the Contradiction Chart.</p>
CLOSING	<ol style="list-style-type: none">1. Team Assignments2. Context Proposals: direction or thrust, e.g. why don't we . . . ?3. Announcements4. Send Out

PROPOSALS
FIELD WORK

1. Assign 2 or 3 contradictions to each team to go out in the field.
2. Note the blocks under each contradiction title.
3. Assign each team into units of 2 or 3 to create proposals for specific arenas in the village, e.g. sanitation, housing, schools, crops. The proposal needs to go through the contradiction, meet it, handle it, remove the block.
Ask, "Who are the people most affected by this contradiction?"
"Where geographically in the village was it dealt with by the village in the past?"
"What must be done in addition or instead of that?"
"What new directions of action will be necessary to unblock the contradiction as a whole?"
"What aspects of the contradiction have not yet been touched?"
4. Plan the Field work. Identify visits, interviews, expertise, needed to sharpen the proposal.

PROPOSALS
WORKSHOP

- Songs
1. Team debriefing: write proposals on the blackboard by units and read them out to the team. Clarify what direction is (not tactics). Add, delete, and modify.
 2. Critique the total list for relevance, viability, clarity and comprehensiveness. check those that strike at the heart of the contradiction, that deal with one or several aspects of the contradiction.
 3. Draw up a set of 5 to 15 independent, practical proposals for each contradiction assigned to the team. Eliminate overlap, good ideas and sub points.
 4. Give each proposal a 3 to 4 word holding title. Do the same steps for each contradiction assigned.
Place the titles in Marathi on butcher paper. Letter each proposal A,B,C,D,E.
Give the list of proposals to the Consult leaders in Marathi and in English if possible.



OPENING	<ol style="list-style-type: none">1. Song2. Spin - Standing tall3. Methods Context4. Instructions to teams
OBJECTIVE	<p>ROUND ONE</p> <ol style="list-style-type: none">1. First sample: Ask for the last proposal on each chart. Put in proper column.2. Second sample: one more proposal for each team.3. Initial reflection/interpretation: Where the columns are pointing, name columns. Give a broad interpretation on the proposals that are emerging.
REFLECTIVE	<p>ROUND TWO</p> <ol style="list-style-type: none">1. Teams mark similar and identical proposals with the appropriate column symbol. Leave unmarked the ones that the team is uncertain of what it is related to.2. Third sample: Different items, those that don't fit the present column, in your team's opinion.
INTERPRETIVE	<ol style="list-style-type: none">1. Second interpretation: the context of the boxes, the columns. Box in related material in a column and name it. Try to name 15-20.2. These are the proposal arenas. The Modules will begin with these arenas named and then write solid proposals including around 200 tactics.
TEAM DATA	<p>Dismiss the plenary with announcements and send out.</p> <p>Invite the teams to turn in their remaining data, similar items to the coordinator's. They will be plotted later by the consult team.</p>
FOLLOW UP	<p>Create a rational chart for the first module.</p>



7:00am

Farmers' Meeting
(Cropping Patterns)

9:30am

Irrigation Map

2:00 pm

Lunch Break

3:00 pm

Dairy Scheme

5:00 pm

Dinner Break

7:30 pm

Farmers' Meeting
Present Day's Work
Loans Tactics

9:30 pm

Preparation for next day's work

FARMER'S MEETING PROCEDURES

page 13

Gather 30-40 farmers together for the module.

CROPS

- a. Have the farmers list the crops they grow.
- b. Ask what percentage of farmers are growing each of these crops.
- c. Ask in which season the crops are grown; how many months to harvest.
- d. Sketch a time-line of the cropping pattern.
- e. Take each crop grown and ask these questions:
 1. How much do they pay for labour - planting, cultivation harvesting?
 2. How much do they pay for seeds per acre?
 3. How much does the fertilizer they use cost?
 4. How much does the pesticide used cost?
 5. What does any necessary irrigation cost?
 6. How many quintels do they get per acre? Work out the average yield.
 7. How much do they get per quintel on the market?
 8. Add up all the expenditures. Multiply the number of quintels per acre by the market price per quintel. Subtract the money spent from the money received. This is the net profit.

Ask all these questions for each crop.

Note: Hybrid jawar is one crop. Ordinary jawar is another crop.

At this stage you will see what the most profitable crops are.

- f. Use the example of a farmer having 10 acres.
How many acres of ~~Back~~ crop would you grow in Ravi? in Kharif?
- g. Begin to push on the cropping patterns.
 - e.g. Why don't you grow more of this?
Why do you grow much of this
which has so little profit?
Do you practise double cropping?
With what crops?
Why don't you use hybrid ?
Why don't you use fertilizer?
- h. 1. Then begin to state the possible new cropping patterns.
N.B. It is helpful in this workshop to have agricultural experts - and most important in sophisticated villages.
2. What other ways can you think of to increase your income? Make a list - e.g. new wells, land leveling, irrigation, tractor, electrification, goats, sheep, poultry.

Send out the farmers, except for two or three, to work the rest of the day on the irrigation plan.

FARMER'S
MEETING



IRRIGATION
MAP

This day's work depends on the surveys having been completed before this workshop; and a map showing all the village land having been obtained from the talati; and information on each farmer listed: name, no. of acres, survey no., wells, pumps,

1. Take the map and mark on it all existing wells, nallahs, tanks, pipelines. Information about the wells will come from the Talati's records or the auxiliary survey.
2. Mark on which wells have a pumpset: use colour.
3. Mark on the map the existing electricity lines.
4. Take the loan survey, in another colour, mark on which farmers need wells, pumpsets.

Local farmers will be most helpful here in locating things on the map.

The map is now ready for presentation at the evening farmers' meeting.

BREAK FOR LUNCH

DAIRY
SCHEME

- a. Look at the loan survey and see how many people are interested in the dairy scheme.
- b. Call these people together and other leaders and do a small workshop.
 1. How many litres of milk a day are currently collected in this village?
 2. Is there a dairy society?
 3. Is there a milk collection route?
 4. Where do people sell their milk?
 5. How much are they getting per litre?
 6. What fodder is available?
 7. Are there any crossbred cows in the village? artificial insemination services? or a crossbred stud bull? or veterinary services?
 8. What is the local climate - seasonal temperatures, water availability?
 9. How many people want to take loans to start or expand the dairy? Is this feasible?
 10. Is there land on which to grow fodder grain? Are there any farmers ready to grow fodder grass as a cash crop?
 11. Is any farmer ready to take a loan to purchase a crossbred stud bull?

BREAK FOR DINNER

LOANS
MEETING

Call the farmers together.

1. Present the completed irrigation map - talk through all the possibilities.
2. Take the loans lists for wells, pumps and read out the names, to see if everybody is covered. Push defaulters on how they can pay back old dues.
3. Raise the dairy issue; walk through the information collected - ask if the farmers are willing to start/expand the dairy through buffalo or cow loans, growing fodder grass.
4.
 - a. Ask what are the next steps to move on these programmes.
 - b. Context tomorrow's work on industries; and that all the economic programmes will be presented on the evening. Send out the farmers.

<p>7:00am</p>	<p>Leaders' Breakfast List employment Groups</p>
<p>8:00am</p>	<p>Field Work Triple the Income Workshop with all economic groups</p>
<p>Plenary Time Design Plenary-Economic Tactics</p>	
<p>5:00pm</p>	<p>Dinner Break/ Consult Team Prep</p>
<p>7:30pm</p>	<p>Economic Tactics Plenary Triple the Income Wheel Presentation and Reflection</p>
<p>9:30pm</p>	

LEADERS
BREAKFAST

Call together the village leaders.

1. List the working (employment) groups in your village.
Examples: goldsmiths, ropemakers, basketmakers, carenters, etc. (artisan); labourers, educated unemployed, shop keepers, women
2. Have the village leaders name the symbolic leaders of each group.

FIELD
WORK

1. Begin the visits to the symbolic leader of each group in his home or field.
2. Ask him to invite 2-3 others in the group to his house for a short meeting.
3. Give a context that we are working to triple the income for every family of the village. Lay out the timeline of the 2-3 days. Say, "In order to do this we need to get the detailed information on their costs and income now, and their ideas on how they can triple their income."
4. Begin to ask questions.

TAKE CAREFUL NOTES!

- a. How many families in this village do this work?
 - b. How much does it cost you to make what you make or sell in one month? Get details. Ask why it costs so much.
 - c. What is your income per month?
What is the market price of all the articles you make?
How many do you sell in one month?
 - d. Calculate the monthly profit (income minus costs)
 - e. Estimate the yearly income. Ask - is this the right figure?
 - f. Make suggestions of how you see income may be increased. Ask people - "What ideas do you have for increasing your income?"
Ask - "Why haven't you been able to do this? What are the blocks?"
 - g. Out of this brainstorm, name the complex of 1-5 programmes that are going to triple the income.
 - h. Rehearse that this has been a great beginning. Explain that we will be getting together with the whole village to consense on a plan to triple the income after we have finished each group - ask if they will come.
5. Do this same workshop with all the different working groups in the village.



CONSULT
TEAM
PREP

Consult Team - Plenary preparation

1. Gather reports from all agriculture and employment groups.
2. List the triple the income programmes needed for each group on the blackboard.
3. Look at the final list - ask: Are there any holes.
4. Add needed programmes.
5. Draw a circle on the board.



Count the number of programmes and make the same number of parts on the circle. Write the names of programmes in the wedges in English and Marathi on a poster. Now you are ready for your village meeting.

PLENARY

Gather as many people from the village as possible.

Songs
Accountability by stakes, absolution
Ritual

1. Context the Triple the income drive.
2. Walk through the circle sharing the local wisdom on how each programme will triple the income.
3. Ask the group if this seems right. Are these the programmes which will do the job?
4. Ask which of these seem hardest/easiest?
5. Ask what is the next step for each programme.
6. Ask who is ready to work on each.
7. Context the guild as the vehicle of implementing these programmes. Say which programmes would be assigned to each guild.
8. Ask if people are ready to work in these guilds.
9. Define 2-3 visits that will be made on Friday as symbols of beginning. Assign village leaders to go on these visits.
10. Announce guild meetings the next week.
11. Send out
12. Ritual
13. National Anthem



7:00am Breakfast Context with Leaders

भारती, जेता संस्थान

9:00am Services Field Work

शोनी बाक खोका

10:30am Services Workshop

खोका बाक खोका

11:30am Construction Field Work

12:30pm Construction Workshop

1:00pm Lunch Break

3:00pm Beautification Field Work

4:30pm Beautification Workshop

5:00pm Shramdan and Master Plan

6:00pm Dinner Break

<p>CONTEXT</p> <p><i>Context</i></p> <p><i>11:30</i></p>	<p>Gather the village together for breakfast</p> <ol style="list-style-type: none"> Quickly ask what has happened in the last 3 days. Review the 6 day consult time design. Explain that today we are going to work on social and environmental areas. Lay out the day.
<p>SERVICES FIELD WORK</p> <p><i>सेवा</i></p> <p><i>सुचाना</i></p>	<ol style="list-style-type: none"> Put up the environment proposals across the top of the board (from initial consult day). Explain that in the first part of the morning, we are going to deal with services, e.g. street, house lighting, and other electrification, drinking water, transport, and communication. Ask what information and issues the village has in these arenas; ask where we need to visit in the village. Move out into the village - if there is enough strength, work by teams, if not work as 1 team. <p><u>Suggestions</u></p> <ol style="list-style-type: none"> On electrification, locate where street poles need to be; how many people need house lights, etc. On drinking water supply, visit each village well, locate possible bore and tank sites. On transport and communication visit approach road sites; talk about possible bus routes, post office site, etc.
<p><i>निर्वाह कार्यशाळा</i></p> <p>SERVICES WORKSHOP</p>	<p>Meet back in plenary space. Under each proposal title on blackboard, write down all tactics and subtactics and implementary information gathered in the fieldwork time. Ask questions such as: What do we need to do on electricity? water supply? etc. Use sample subtactic sheets if people are unclear.</p>
<p>CONSTRUCTION FIELDWORK</p>	<ol style="list-style-type: none"> Sing a song as a transition from Services to Construction. Serve tea at this point. Review the proposal titles on the blackboard relating to construction, e.g. housing, public buildings, roads, and drains. <p>Ask what information and issues the village has on these proposal arenas. Ask where we need to visit in the village.</p> <ol style="list-style-type: none"> Move out into the village by teams or as a group according to strength. <p><u>Suggestions:</u></p> <ol style="list-style-type: none"> On housing, visit worst houses in the village, check to see if they are tribals or backward class; get a list of people who do not have a house. Ask all these people if they are ready to form a housing society. Check to see if land is available for new housing. On public buildings, visit each existing public building to determine necessary repairs, locate places in the village for new public buildings and toilets. On roads & drains walk through all streets and note where levelling, surfacing, soak pits and new drains need to be done.
<p>CONSTRUCTION WORKSHOP</p>	<ol style="list-style-type: none"> Meet back in plenary space. Under each construction proposal on the blackboard, write down all the tactics, subtactics and implementary information gathered in the fieldwork. Ask what did we see needs to be done in these.

Break for lunch, explain that we will meet back at 3:00.

BEAUTIFICATION
FIELDWORK

1. Sing a song to gather people back together.
Serve tea at this point.
2. Review the proposal titles on the blackboard relating to beautification e.g. chowks, entrance, walls.
Ask what information and issues the village has in these proposal areas. Ask where we need to visit in the village.
3. Move out into the village by teams or as a group according to strength.
Suggestions: Visit the village entrance to see what can be done quickly and longterm.
Walk around the village locating walls which can be whitewashed, where murals can be painted, where places need to be cleaned up and where trees can be planted.

BEAUTIFICATION
WORKSHOP

Meet back together in plenary space under each beautification proposal on the blackboard, write down all the tactics, sub-tactics and implementary information gathered in the fieldwork. Ask what did we see needs to be done in these proposal arenas. Use sample sub-tactic sheets.

SHRAMDAN
AND
MASTER
PLAN

1. Explain that next day we are going to follow-up on these sub-tactics. Ask what do we need to do immediately and where do we need to visit. Make a list.
2. Explain that now we need to work in 2 groups. One group of 2-3 people need to mark on the village map all the proposed construction, services, and beautification. The second group will go out and do a shramdan; ask what do we need to do in the shramdan. Have paint and whitewash ready.
3. Work on the map/plan and on the shramdan.

BREAK FOR DINNER

- जेवनाकरी करी

सामाजिक कार्य

7:30 pm	Context and Proposals Review	प्रस्ताव प्रस्तुत करणे
7:45pm	Health Tactics	आरोग्य त्ती
8:15pm	Education Tactics	शिक्षण त्ती
8:45pm	Welfare Tactis	कल्याण त्ती
9:15pm	Visits Recommendations	घर भ्रमण
9:30pm	Preparation for next day.	इस-वा रविवारी रथारि

CONTEXT
AND
REVIEW

1. a. Gather people together with a song.
b. Explain that this evening we are going to work on social proposals.
2. Have the social proposals titles written along the top of the blackboard, e.g. health, education, welfare and review them.

TACTICS
WORKSHOP


1. Ask what things need to be done under each of these titles; write down all tactics, sub-tactics and implementaries.

Use sample sub-tactic charts to give people ideas.
2. As you work through each proposal, push for concrete suggestions.

e.g. a. In education, who can be the pre-school teacher, who can teach adult literacy classes? where will these classes be held?
b. In health, where can we hold a first aid clinic? which doctor can help us? who can go for health caretaker training? where can we grow a community vegetable garden?
c. In welfare, where can we send people for skills training? who can go for training? how many women are ready to form a mahila mandal? what things will they do? how many youth are ready to form a youth mandal? what things will they do?

VISITS
RECOMMENDATIONS

1. Explain that next day we are going to follow-up on these sub-tactics. Ask what do we need to move on immediately? and where do we need to visit? Make a list.
2. Send out and national anthem.



7:00am	Breakfast with leaders Plan Visits
8:00am	Travel to Taluka and District Places
10:30am	Visits with Public and Private Sector
4:00pm	Travel back to project
6:00pm	Dinner
7:30pm	
8:30pm	Village Meeting - Reports Tactics & Subtactics charts preparation (by Consult Team)



PLANNING
MEETING

११/११/११

- a. Gather village leaders together for breakfast.
- b. From the agriculture, industry, environment and social modules, list on the blackboard what visits need to be made today.
- c. Divid these into 2 lists - one for taluka visits and one for district city visits.
- d. Make assignments of 2 teams.
- e. Send out
- f. Take any necessary maps, lists, and plans on the visits.

VISITATION
PROCEDURES

११/११

- a. Travel to taluka or district city.
- b. If you are in the district city meet at the pre-arranged place with other project directors who will be there on their district day. Introduce all the new project villagers to other villagers. Quickly review the offices that are to be visited, and locate where they are.
- c. Meet back at pre-arranged place with other projects. Report and reflect on the day.
- d. Travel back to the project.
- e. Arrange a village meeting for the evening.
- f. Give report assignments to the villagers.

REPORTS

११/११

1. Gather the villagers in the main square.
Sing 2-3 songs, do the ritual.
2. Call for visits reports by modules.
Sing a song to celebrate the reports.
3. Announce that in the morning we will meet to make the 2 year and first quarter timeline for the week.
4. Send out and national anthem.

TACTICS
PULL
TOGETHER

११/११
(११/११)

1. Meet back in auxiliary house as consult team and auxiliary.
2.
 - a. Pull together all the tactics and sub-tactics information from all the modules.
 - b. Create a tactics chart from all this information using other documents as guidelines. Do this in English and Marathi.
 - c. Assign a team to the side to create a programme chart from the tactics and sub-tactics.
 - d. Under each tactic list all the sub-tactics; clean out implementaries.
 - e. Put all the sub-tactics on small pieces of paper ready for the 2 year timeline the next morning, in Marathi and English. Leave a space for the 4 'whata' underneath.
3. Make one large wall chart for the 2 year timeline: see page 33 for example; make one large wall chart for first quarter timeline; see page 34 for example.
4.
 - a. Serve tea and reflect on the day.
 - b. Check to see if everything is ready for tomorrow.



श्रीमती वेङ्कटराव

7:30am

Two Year Timeline

श्रीमती वेङ्कटराव

10:00am

Thirteen Week Time-line

12:00

The First Month Manoeuvres

1:00pm

Lunch Break

3:00pm

Guilds & Stakes - Leaders

3:30pm

One Month Thrusts for Stakes

4:50pm

One week's Implementaries

5:00pm

Stake Meeting Planning

5:30pm

Demonstration Stake Meeting

6:00pm

Dinner Break

7:00pm

Closing Celebration

<p>TWO YEAR TIMELINE</p> <p>२ वर्षों का वेकेशन</p>	<p>Give a short context on the importance of the decision of the village to do this work themselves. Explain the purpose of building a two-year timeline and give a context of the four phases of the project - launching, accelerating, firming up and maturation and how the six guilds become the weekly planning and action forces for the project. As a screen, tell the people that the easiest, catalytic tactic that uses the least money and involves many people should be placed at the beginning stages of the project and the most difficult subtactics which involve a lot of money and few people should be placed at the final stages of the project. Then distribute the subtactic slips to the village leaders and ask them to decide the quarter they will be doing that sub-tactic. Then they will place the subtactic slips on the wall chart. When the village has placed all the slips of paper on the wall, have a reflective conversation on the 2 year timeline.</p> <p>What do you notice about this timeline? Which guild are we doing more work in the first quarter? Which guild are we doing less work the first quarter? Do we need to make any changes? Is this our decision? Can we accomplish these things in the first quarter?</p>
<p>13 WEEK TIMELINE</p> <p>१३ सप्ताहों का वेकेशन</p>	<p>Taking the subtactics that are going to be accomplished in the first quarter,</p> <ol style="list-style-type: none"> 1. Write out the four 'whats' (what things are involved in doing this sub-tactic) for each sub-tactic. 2. Have the village decide what week they will do these whats. 3. Put up the new first quarter timeline with the guild names and the subtactic slips on the side according to each guild. 4. The leader calls for the whats of week 1. List them on the timeline with a short title and put them parallel to their subtactics. Number the whats with that subtactic number. 5. Do the same for each week. Make any needed changes to avoid overcrowding of a particular week or to ensure logical order.
<p>१ महिने का मनोरंजन</p> <p>FIRST MONTH MANOEUVRES</p>	<p>Looking now at the first month, explain to the village that we want to name the main thrusts that the village will undertake, Using the method of standing ahead of time - ask the village:</p> <ol style="list-style-type: none"> 1. Name the major victories that have been accomplished in the last month. 2. Quickly ask the advantages and disadvantages we have faced to accomplish these tasks? 3. Then, saying aloud the 'whats' of the first month, have the community decide what 4/5 groups or thrusts they will accomplish this month. 4. When decided, ask them the most important thrusts so you the consult leader can present a chart of the thrusts with the most important thrust in the middle of the chart.



GUILD & STAKE LEADERS PLENARY
 DEMONSTRATION STAKE MEETING
 CLOSING CELEBRATION

GUILD &
 STAKE
 LEADERS

Before you break for lunch, you announce a special meeting at 3:00 pm to decide the guild and stake leaders who will be the new leadership of the village.

Bring the key people together, talk about the functions of the stakes and the guilds. The Stakes are the consensus-building structures that inform everyman of that community what is happening and allows every man to decide what needs to happen. The Guilds are the structures that will implement this action.

1. Let us look at the thrusts we have decided to do this month. Who is going to be the guild leaders to accomplish these tasks? Obtain names under each guild.
2. Then look at the Stake Grid, who is going to be the stake leaders for each stake - get out the list.

ONE
 MONTH
 THRUST

Then with the stake and guild leaders go over the thrusts for the month and say - this is going to be the main work of the stakes, to report this information in the stakes, make decisions on how these things are going to get done and recommendations to the Guildsmen. Get out each thrust for the four weeks.

ONE
 WEEK
 IMPLEMENTARIES

Then with the stake, guild, and auxiliary members, go through one week of the implementaries. For each 'what' for the first week, get out the who, when, where, how. Go through slowly & carefully, and put the work in a large chart as this is your accountability towards the village for doing this work.

STAKE
 MEETING

Then for the next thirty minutes a stake meeting will be planned

Opening	Consult Report & Charts Review	Stake Thrusts	Closing
---------	-----------------------------------	------------------	---------

Then a Demonstration Stake meeting will be carried out with one village leader leading the meeting, having the objective of allowing people to know what has been happening in the consult and the formation of guilds and stakes.

At 6:45 pm the Auxiliary will accompany the stake leaders to bring people to the Village Celebration.

CLOSING
 CELEBRATION

The Launching Celebration. It is the high symbolic event that celebrates the great work of the consult. Here you will have your chief guest, other guests, which will include the various consultants of your modules. Imaginal decor will be made including global decor and guild and stake leaders names.

Closing Celebration					
Opening	Report From the Modules	Chief Guest	Words of Appreciation	Closing Address	Closing
Songs Welcome Garlands Intro. guests	Teams Report	Speech	Village Leaders Village Consult Team	I.C.A.	Songs Send out

PRE-CONSULT PREPARATION

1. Data Collection

Surveys	Maps	Charts
1. Baseline data 2. Loan Survey 3. Land holding records from talati 4. Ground water survey 5. Landless labourers	1. Village Map 2. Farm map from talati 3. Stake grid	1. Vision chart from Gram Sabha data

2. Practical Preparation

Space Care	Stationary	Kitchen
1. Select consult space for 40-50 people 2. Bathroom space 3. Temporary toilet 4. Paint & brushes 5. Whitewash	1. Print invitations 2. Blackboards 3. Chalk 4. 2 reams paper 5. 40 notebooks & pencils	1. Food for 1 week for consult team & auxiliary. 2. Tea & breakfast materials for village participants. 3. Plates, cups, spoons, cooking utensils.

3. Visits and Invitations

It is unlikely that a person will come for 6 days. Therefore it is better to invite people to come for specific modules. The following is a suggestion of who to invite for which module.

Module	TALUKA	DISTRICT
INITIAL & CLOSING	B.D.O. Sabha Pate Tahsildhar Rotary/Lions	C.E.O. Collector Rotary/Lions President of Z.P.
AGRICULTURE	Bank Manager Agricultural Extension Officer Soil Conservation Engineer Minor Irrigation Engineer Rashtara Chemicals Representative	District Agricultural Officer Government Milk Scheme S.F.D.A. Executive engineer-minor irriga. G.S.D.A./Environmental Engineer
INDUSTRIES	Local Industries Representatives	Companies M.I.D.C. industries Industries Officer Khadi & Village Industries Board
ENVIRONMENT	B. & C. Engineer MSEB sub-engineer Architect	Executive Engineer - B & C Executive Engineer - MSEB
SOCIAL	Colleges Local doctors Education extension Officer P.H.C./Civil Dispensary	District Health Officer District Education Officer Social Welfare Officer District Publicity Officer

Monday Morning

Consult Method

1. Operating Vision
2. Underlying Contradictions
3. Practical Proposals
4. Tactical Systems
5. Actuating Programmes
6. Timelined Implementaries

Wednesday Night

Economic Principles

1. Village as an independent economic unit
2. Bring in as much money as possible
3. Keep money in as long as possible
4. Circulate money as many times as possible
5. Relate to global economy

Thursday Night

Social Principles

1. Limited Geographical Area
2. Comprehensive Problem-solving
3. All Problems at once, simultaneous
4. Comprehensive age range
5. Depth Human Issue

Friday Night

Framing

1. Public Sector
2. Private Sector
3. Local, Regional, National
4. Economic Agent
5. Social Agent
6. Catalytic Core

Saturday Morning

Planning Method

1. List Tasks
2. Organize Tasks
3. Timeline Tasks
4. Assign Tasks

Saturday Afternoon

Community Organisation

1. Stakes
2. Guilds
3. Assembly
4. Board

Saturday Night

Closing Address

1. Global Pilot
 - hour of local community
 - local man on the move
 - 24 signs
 - sign to believe
2. Maliwada
 - Maliwada story
 - Replication
 - Training school
 - economic
3. Consult Project
 - Miracle actuation
 - Guilds & stakes
 - Circuit relationship
 - Those who care
4. Future
 - Centre of universe
 - Private/Public support
 - Community effort
 - Transformation - sign for the world

300 in India
 ICA global staff
 Not really not all
 In 28 countries + Gram Sabha
 Some rural few urban everyone - food, home, education
 Aurangabad - 1975
 all over Maharashtra now 100
 this month 60 new
 teach 150 village up
 You send 5
 operate stake Idus
 Volunteers for Guilds
 Vidhate - Proj. Director
 Phande - Asst. Director
 Kusuma I to Baski - Surgen 2
 just for Balance

Maliwada District
 250 by June
 2500
 Dry field work
 12th evening porch
 Today workday women
 Begin night way
 school

The new document page layout model is printed below. The model keeps the methodology of the old documents, the Prologue, the Epilogue, the Vision, Contradictions, Proposals, Tactics and Sub-tactics Charts and adds practical images that release the creativity of people in relationship to their own village, that is the Irrigation Map, the Village Master Plan, Triple the Income Wheel, Stake Grid and the Stake and Guild Leaders Names which we have found helpful for implementation.

1	2 a. HDP b. Baseline Data c. Document	3 Vision Chart	4 Contradictions Chart	5 Proposals Chart	6 Tactics Chart	7 Sub-Tactics Chart
8 Sub-Tactics Chart	9 Subtactics Chart	10 Sub-tactics Chart	11 Sub-tactics Chart	12 Programme Chart	13 2 Year Timeline	14 Quarter Timeline
15 Irrigation Map	16 Triple the Income Wheel	17 Village Master Plan	18 Stake Grid	19 Guild & Stake Leaders	20 a. Acknowledg b. Implement c. MHDP	21 Back Cover

JUNE 1977

PROGRAMMATIC CHART
TOWARD THE ACTUATION OF COMPREHENSIVE HUMAN DEVELOPMENT PROJECTS ON THE LOCAL LEVEL

I
C
A

thirty six programs-nine structures-three dynamics-one project

<p>A ECONOMIC DEVELOPMENT LOCAL PRODUCTIVITY -towards self-sustenance</p>	<p>B HUMAN DEVELOPMENT LOCAL MOTIVITY -toward self-confidence</p>	<p>C SOCIAL DEVELOPMENT LOCAL SOCIALITY -toward self-reliance</p>
<p>Enabling local- COOPERATIVE AGRICULTURE</p> <p>1 expanded cultivation 2 intensified production 3 water delivery 4 equipment pool</p>	<p>Reconstructing local- LIVING ENVIRONMENT</p> <p>13 domestic housing 14 public facilities 15 village design 16 essential services</p>	<p>Creating local- PREVENTIVE CARE</p> <p>25 intermediate sanitation 26 total nutrition 27 systematic immunization 28 primary treatment</p>
<p>Developing local- APPROPRIATE INDUSTRY</p> <p>5 cottage production 6 agro-business 7 processing plants 8 ancillary industry</p>	<p>Catalyzing local- CORPORATE PATTERNS</p> <p>17 total engagement 18 community commons 19 consensus assemblies 20 corporate workdays</p>	<p>Establishing local- FUNCTIONAL EDUCATION</p> <p>29 early learning 30 formal schooling 31 youth training 32 adult education</p>
<p>Initiating local- COMMERCIAL SERVICES</p> <p>9 common marketing 10 local merchandising 11 savings & loans 12 basic transport</p>	<p>Recovering local- IDENTITY SYSTEMS</p> <p>21 community self-story 22 symbol systems 23 corporate rituals 24 village celebrations</p>	<p>Instituting local- COMMUNITY WELFARE</p> <p>33 family development 34 women's advancement 35 youth task-force 36 elderly engagement</p>

UNDERLYING BLOCK	PREPOSITION	VILLAGE ARENA
UNavailable Capital Limited output Absent facilities Sparse presence Ineffective organization	for of for of of	Necessary growth Agricultural Produce Basic services Educational backgrounds Community life
Scarce access Disjuncted relations Disuniting elements Debilitating effect Rigid Images	to to in of of	Natural resources Governments Schemes Sectional Interests Marginal farming Social Change
Unclear channels Inadequate structures Insufficient pool Limited range Untutored use	t for of of of	Outside support Village unity Leadership skills Functional abilities Credit systems
Narrow base Restricted exposure Physical isolation Reduced structures Individual delivery	of to of of of	Family income Modern living Village setting Economic engagement Farm services
Limited awareness Delimited presence Narrow access Outmoded means Inadequate forms	of of to of of	Economic technology Health systems Capital resources Basic management Corporate action
Ineffective methods Irregular care Rundown condition Restricted growth Little exposure	of of of of to	Government use Village children Community space Local youth Global Know-how
Expensive means Binding limits Narrowed benefits Ineffective use Limited channels	of of of of of	Goods transport Traditional patterns Production base Consensus method Education access
Limiting aspect Insufficient knowledge Restricted amount Deteriorating structures Limited development	in of of of of	Physical features Available resources Local capital Essential corporateness Functional abilities
Underdeveloped sources Oppressive effect Paralyzing patterns Undeveloped skills Outdated forms	of of of of of	Income expansion Prevalent images Administrative relations Business management Community health
Rigid entrenchment Severe limitation Ineffective forms Insufficient knowledge Rigid frame	of of of of of	Social traditions Cultural exposure Community consensus Service channels Traditional patterns
Restricted base Outmoded patterns Inadequate transfer Severe isolation Minimal exposure	of of of from to	Local capital Land use Technical skills Contemporary images Physical care

Underlying Block	Preposition	Village Arena
Subsistence style	of	Individual financing
Underdeveloped means	of	Agricultural Support
Unused resources	of	Employable forces
Limited Skills	of	Marketing management
Isolating effects	of	Local transport
Inadequate scope	of	Education structures
Deteriorating structures	of	Village cooperation
Reduced methods	of	Community organization
Narrow range	of	Cultural exposure
Unplanned forms	of	Community life
Restricted pool	of	Local capital
Difficult access	to	Avialable services
Structural underdevelopment	of	Human resources
Limited knowledge	of	Functional skills
Narrow base	of	Income sources
Restrictive patterns	of	Social relations
Reduced Horizon	of	Survival living
Limited Availability	of	Modern implements

Blackboard Image		NAMING CHART	
Group	Underlying Block	Pre	Village Arena
A	_____	_____	_____
B	_____	_____	_____
C	_____	_____	_____
D	_____	_____	_____
E	_____	_____	_____
F	_____	_____	_____
G	_____	_____	_____
H	_____	_____	_____
I	_____	_____	_____
J	_____	_____	_____
K	_____	_____	_____
L	_____	_____	_____

Drill Bore Wells	Plant Vegetable Gardens	Provide Veterinary Care	Create Farmers Organization	Build Animal Shade
Ground Water Survey	Dry-land Farming Technique	Farm Implement Pool	Construct Community Animal Sheds	Animal Husbandry Centre
Provide Artificial Insemination	Dig Compost pits	Install Water Pumps	Water Storage Demonstration	Develop Low-cost Feeds
Set-up Goat Farm	Planned Cropping	Lay Pipeling System	Obtain Power Pumps	Pest Control
Soil Testing	Plant Fodder Plots	Restore Storage Tanks	Chicken Feed Industry	Sow Fodder on Grazing Land
Line Irrigation Channels	Improved Crop Management	Start Poultry Farm	Use Hybrid Seeds	Acquire Improved Implements
Interduce Cross Breeding	Empliy Fertilizing Techniques	Demonstration Tobacco Plots	Grow Perfume Grasses	Cooperative Village Tractor
Reclaim Wasteland	Build Godown	Plant Tree Nursery	Grow Medicinal Plants	Greater Capability Maps
Provide Soil Treatment	Grow Oil Grasses	Agricultural Methods Films	Plant Disease Protection	Community Crop Sprayers
Treat Saline Soils	Community Management Schemes	Invite Agricultural Consultant	Village Produce Transport	Dairy Scheme Management
Invite Agricultural Consultant	Village Produce Transport	Dig Erosion Trenches	Get Heavy Equipment	Build Agricultural Master Plan
Hybrid Wheat Experiment	Grow Seed Jawar	Agricultural College Tour	Family Crop Storage	Field

INDUSTRY

Establish Brick Factory	Expand Local Crafts	Initiate Garment Tailoring	Setup Saw Mill	Get Ancillary Contracts
Manufacture Construction Materials	Open Local Bakery	Make Speciality Foods	Start Soojm Mill	Start Oil Press
Establish Maintenance Shop	Provide Tricking Service	Operate School Bus Shuttle	Emergency Transport Service	Start Factory
Rice Milling	Dairy Society	Expand Kirana Merchandise	Start Cloth Shop	Industry Feasibility Study
Recruit District Business Advisers	Handloom Weaving	Rope Making	Build Industrial Sheds	Stone Cutting
Lime Related Industries	Spice Production	Food Preservation	Wholesale Distribution	

COMMERCE

Major Bank Adoption	Anti-Defauling Scheme	Start Weekly Market	Expand Kirana Merchandise	Start Cloth Shop
Village Bank Branch	Start Housing Society	Establish Credit Union	Start Community Fund	Form Co-Operative Society
Market Analysis	Devise Investment Schemes	Personal Savings Scheme	Ensure Product Promotion	Manage Community Warehouse

Development Project

Family Fruit-Trees	Medical Equipment	Regular Check-up	Sanitation Team	Community Gardens
Nutrition Research	New Budgeting	Scheduled Planting	Hygiene Courses	Diet Research
Nutritious Picture Menue	Home Visiting	Orchard Sections	Preventive Immunisstiions	Periodic Screenings
Parasite Elimination	Birth Centrol	Maternity Clinics	Childrens Clinics	Vitamin Distribution
Home Visits	Clinic Promotion	Food Presarvation Demonstration	Health Curriculum	Family Life
Baby Care	Fist Aid	Informal Discussions	Village Dispensary	Government Nurse
Demonstration Toilet	Clinical Care	Hospital Arrangements	Nutritious Lunch Programme	Baby Weighing
Emergency Transport	Immunization Camps	Community Kitchen	Health Care-Taker Training	Health Records
Eye Camp	Regular Doctors' Visits	Home Nursirs	Spray For Mosquitos	Nutrition Posters
Train Kitchen Staff	Pest Control	Medical Survey	Poli Immunization	Soak Pits
Drains System	Public Intinerators	Drain Cleaning	Village Trash Cleaning	Emergency Care Center
Mothers Classes	Dental Care			

IDENTITY SYSTEM

Community Grid	Village Slogan	Recreational Events	Sports Days	Inter-Village Competitions	Cinema Shows
Singing Sessions	Seasonal Fairs	Daily Newspapers	Marketing Schedules	Weather Bulleting	Notice Board
Quarterly Plan	Project Newsheet	Form News	Weekly Timeline	Book Bank	Study Space
Village Television	Community Radio	Village Calender	Community Song-Book	Village Drama	Community Cleebrations
Great Village Symbol	Village Grid	Hosting Guests	Symbol Mural	Village Stroy	Weekly Cinema

CORPORATE PATTERNS

Leaders' Meetings	Community Assemblies	Guo;d Network	Village Collegiums	Leadership Methods Training	Work Force
Regular Sharmadan	Village Hosting	Neighbourhood Meetings	Home Visitation	Common Format	Community Curriculum
Stake Leadership	Village Records	Vocational Guilds	Employment Desk	Project Reports	Village Fair
Project Celebrations	Tamasha Troops				

COMMUNITY WELFARE

Elders Forum	Mahila Mandal	Youth Club	Youth Work Corps	Legal Advise	Forum Committee
--------------	---------------	------------	------------------	--------------	-----------------

Basic Economics Classes	Education Task Force	Hold Evening Classes	Conduct Ability Survey	Infant-Care Center
Pre-School Classes	Family Planning	Comprehensive Curriculum	Teaching Materials	School
Adequate School Facilities	Parents Association	Village-wide Pre-School Census	Acquire Pre-School Supplies	Supplemental School Facilities Curriculum
Subject Tutoring	Nutrition Display	Teacher Training	Village Apprenticeship Trips	Impact
Curriculum Building	Expand Facilities	Teaching Aids	Music Classes	Technical Training
Education Workshops	Study Methods	Methods Training	Trade Skills	Literacy Classes
Nutrition Education	Student Emisaries	Craft Instruction	Business Skills	Project Interchange
Farming Displays	Agricultural Technique	Management Training	Urban Visits	Training Camps
Bookkeeping Methods	English Classes	Field Trips	Work Study	Equipment Demonstration
Linguistic Aids	Special Speakers	Volunteer Tutoring	On-the-job Training	Village Academy
Project Travel	Village Library	Exposure Trips	Essay Contest	Village Radio
Guest Speakers	Global Photos	Urban Apprenticeship	Equipment Maintenance Training	Cookery Classes

Work Crops	Housing Demolition	Housing Repair	Model House	New Houses
Levelling Pathways	Greenery Campaign	Community Decor	Public Latrines	Compost Pits
Village Dustbins	Drainage Systems	Bathing Facilities	Soaking Pits	Village Store
Village Songbooks	Reconstruction Records	Events Calendar	Shramadan Programme	Building Maintenance
Village Design	Village Godowns	Public Space	Playground Facilities	Local Temples
Community Park	Drama Area	Guest House	Village Chowk	Domestic Water
Washing Areas	Waste Disposal	Community Toilets	Community Laundry	Village Streets
Entrance Road	Entrance Archway	All-weather Footpaths	Master Plan	Corporate Lands
Cobblestoned Roads	Village Whitewashing	Notice Boards	Poster Displays	Wall Murals
Collection Tanks	Rubble Clearance	Stone Supply	Selected Facades	Village Node
Directional Signs	Post Office	Community Library	Transport Survey	Village Tubewells
Street Sweeping	Regular Movies	Tree Plantation	Village Newspaper	Street Names
Electrical Connexions	Common Meals	Gobar Plant	Hand Pumps	Piped Water
Water Tests	Sewerage System	Exposure Trips	Audio-visual Materials	Cattle Sheds
Historical Statues	Village Radio	Sports Days	Road Upgrading	Musical Performances

परिचय पध्दती

समाजाचे मानचित्र	गावाची घोषणा	कर मणुकीच्या घटना	क्रियादिना	आंतर-ग्राम स्पर्धा	चित्रपट
गाण्याचे सत्र	मौसमिक जमा	दैनिक वृत्तपत्र	बजार भाव वेळापत्रक	हवामान पत्रक	सूचना फलक
तिमाही योजना	योजनेचे बातमीपत्र	शोतीची बातमी	आठवड्याची वेळापत्रक	पुस्तक पत्रक	अस्यासाची जागा
गावाचे टेली व्हीजन	गावचा रेडिओ	गावचे कॅलंडर	समाज्याचे गाण्याचे पुस्तक	गावाचे नाटक	सामाजिक समारंभ
गावाचे चिन्ह	गावाचे मानचित्र	पाहुण्याचे स्वागत	नैतिक चिन्ह	गावाची कहाणी	आठवड्याचा चित्रपट

संघटीत रचना

नेत्यांची सभा	गावाची सभा	गटाचे जाळे	गावची सहकारी सभा	नेतृत्व प्रशिक्षण कार्यक्रम	कार्यगट
नियमित श्रमदान	गावचा पाहुणाचार	रोजारी वस्तीत सभा	गृह-भेट	सामान्य रूप	सामाजिक शस्यक्रम
विभाग नेतृत्व	गावाचे रेकॉर्ड	व्यावसायिक गट	नोकरीची टेबल	योजना अहवाल	गावाचे प्रदर्शन
योजना समारंभ	तमाशा गट				

समाज कल्याण

जेष्ठ्यांची सभा	महिला मंडळ	युक्त बलब	युक्त कार्य दल	कायदेशीर सल्ला	कार्य समिती
-----------------	------------	-----------	----------------	----------------	-------------

प्रतिबंधक काळजी

कौटुंबिक पत्र झाडे	वैद्यकिय साधणे	नियमित तपासणी	सांविटेज्ञान गट	सामुदायिक बाग
पौष्टिक आहार संशोधन	नवीन अंदाजपत्रक	नियमित लागवड	शास्त्र अभ्यास	आहार संशोधन
पौष्टिक आहार चित्र मेनु	गृह भेट	बगीचा विभाग	प्रतिबंधक लस	नियमित तपासणी
जीव - जंतूचा नाश	जन्म नियंत्रण	प्रसूति गृह	मुलांचा दवाखाना	जीवनसत्वे विक्रण
गृह भेट	दवाखाना सुधारणा	खाद्यसंवर्धन प्रात्यक्षिक	आरोग्य अभ्यासक्रम	कौटुंबिक जीवन
बाळाची देखभाल	प्रथमोपचार	अनौपचारिक चर्चा	गावाचा दवाखाना	सरकारी परिचारिका
आदर्श सडास	वैद्यकिय काळजी	दवाखाना व्यवस्था	पौष्टिक भोजन कार्यक्रम	बाळाचे वजन करणे
ताट्टीची वहातुक	प्रतिबंधक लस-शिबिर	सामुदायिक स्वयंपाक घर	आरोग्य स्वयंसेवक प्रशिक्षण	आरोग्य रेकॉर्ड्स
नेम-शिबिर	डॉक्टरांची नियमित-भेट	घराची छोट्टी बाग	डासांकरिता फवारणी	पौष्टिक आहार पोस्टर्स
किचन-कर्मचारी प्रशिक्षण	पेस्ट कंट्रोल	वैद्यकिय सर्व्हे	पोलिओ प्रतिबंधक लस	सोक-पीट्स
गटार व्यवस्था		गटार साफ करणे	गावाचा कचरा काळजी	ताट्टीचे काळजी केंद्र
मताचे का	दातांची काळजी			

राहण्याच्या वातावरणासंबंधी नमुना कार्यकृती

कार्यकारी वृत्त	घरे साफ करणे	घर दुरुस्ती	आदर्श घरे	नविन घरे
रस्ते लेव्हलिंग	हीरवळ मोहीम	सामुदायिक सजावट	सार्वजनिक सडास	कम्पोस्ट खड्डे
गावात ककरा पेटी	नाली पध्दती	भांगोळीची	साँक पीप्ल सुलभता	गावाची कहानी
गावच्या गाण्याचे पुस्तक	रेकार्ड पूर्नरचना	घटना कॅलेंडर	श्रमदान कार्यक्रम	इमारत देखरेख
गावचा आराखडा	गावचा गोदाम	सार्वजनिक जागा	खेळाच्या मैदानाची सुलभता	स्थानिक मंदिरे
सामुदायिक पार्क (छोटा-व्हीचा)	नाटय मंडळ	पाहुण्याचे घर	गावचे चौक	घरगुती पाणी
धुण्याची जागा	सांडपाणी निर्मूलन	सामुदायिक सडास	सामुदायिक लाँड्री	गावचे रस्ते
रस्त्याकरील प्रवेशद्वार	कमाळीचे प्रवेशद्वार	सर्व ऋतु पादपथ	प्रमुख योजना	सामुदायिक जागा
फरसवदीच्या दगडांचा रोड	गावात सफेदी देणे	सूचना फलक	भिंती पत्रे	भिंतीकरील चिन्ह
क्लाव संगठन	बीन घडीव दगड काढणे	दगडांचा पुरवठा	निवडलेला दर्शनी भाग	गावचे चौक, एत्यादि
दिशा दर्शविणारे चिन्ह	पोष्ट ऑफिस	सामुदायिक वाचनालय	वाहाकूक पहाणी	गावात ट्युबलाईट्स
रस्ते सफाई	नियमित सिनेमा	डागडांची लागवड	गावचे वार्तापत्र	रस्त्याची नावे
विद्युत अनुसंधान	सामान्य जेवन	गोबर गॅस	हॅड-पॉम्प	पंपाचे पाणी
पाणी निरीक्षण	नाला (गटार) पध्दत	शौहाणिक पहाणी	वाक्-दृश्य साधने	जनाकरांचा गोठा
ऐतिहासिक पुतळ	गावचा रेडिओ	सहाय्यक दिक्से	रस्ते सुधारणा	संगीत कार्यक्रम

उद्योग

विट कारखाना स्थापन करणे	स्थानीक हस्तव्यवसायाचा पैलाव करणे	रेडिमेड कपडे शिवणकाम सुरू करणे	आरामशीलची सुरुवात करणे	कॉन्स्यूमर (मिळवणे)
बांधणीस साहित्य उत्पादन	स्थानिक केळी	विशेषा खाद्य बनविणे	सुजी गिरणी सुरू करणे	तेल घाणा सुरू करणे
जिवनावश्यक वस्ती दुकाने	वाहतूक सेवा सुखसोयी	शाळेच्या दळणा- वळणाची व्यवस्था सुरू करणे	त्वरित वाहतूक सेवा	उद्योग सुरू करणे
तांदुळ गिरणी	दूध संघटना	कौराणा व्यापारात वाढ करणे	कपड्याचे दुकान सुरू करणे	उद्योगाच्यास सुखसोयी
उद्योगाविषयी तज्ञ लोकांची भक्ती करणे	हॅन्डलूम विणकाम	दोर बनविणे	इंडस्ट्रीयल रोड बांधणी	दगड कापणी
घुन्यावर संबंधीत असलेले उद्योग	मसाला उत्पादन	अन्न	अधिकाधिक वितरण	

वाणिज्य

मुख्य क्षेत्रे दत्त	कर्जासाठी योजना	आठवडी बाजार सुरू करणे	क्रिाणा व्यापारात वाढ	कपड्याचे दुकान सुरू करणे
ग्रामीण केंद्र शाखा	घर संघटना सुरू करणे	पतपेढी संघ	सामुदायिक निधी सुरू करणे	सहाकारी संघटना
मार्केट पृथकरण		वैयक्तिक वचत योजना	उत्पादन वाढी हमी	सामुदायिक गोदामाची व्यवस्था