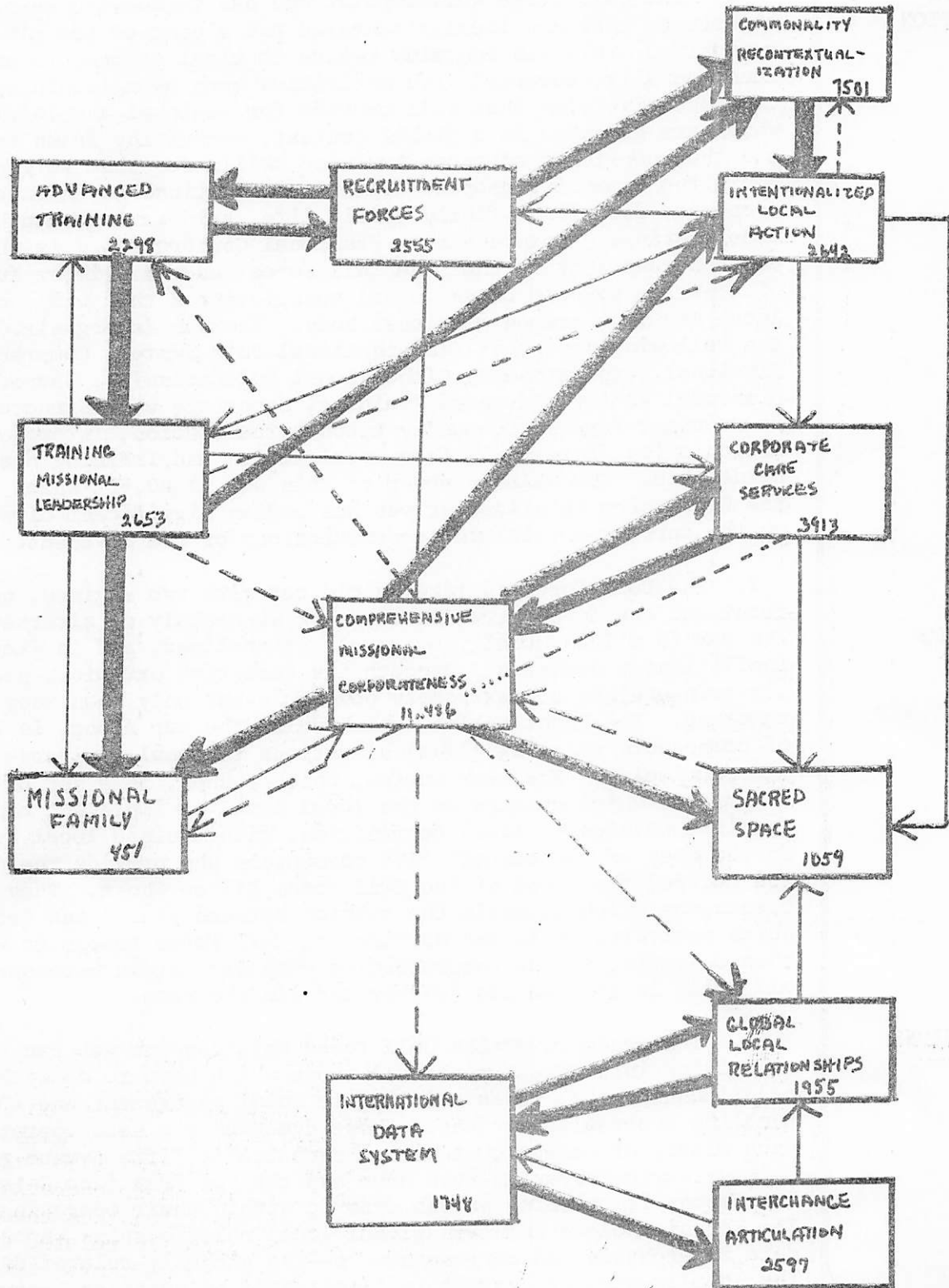


THE
NINE
WHISTLEPOINT
WEBS

With each of the following 9 whistle webs is a description of the 14 to 16 major components of each web, which were organized out of approximately 600 tactical components. The Whistle Point Web describes the inter-relationships and functions of its major components.



PRACTICAL
DESCRIPTION

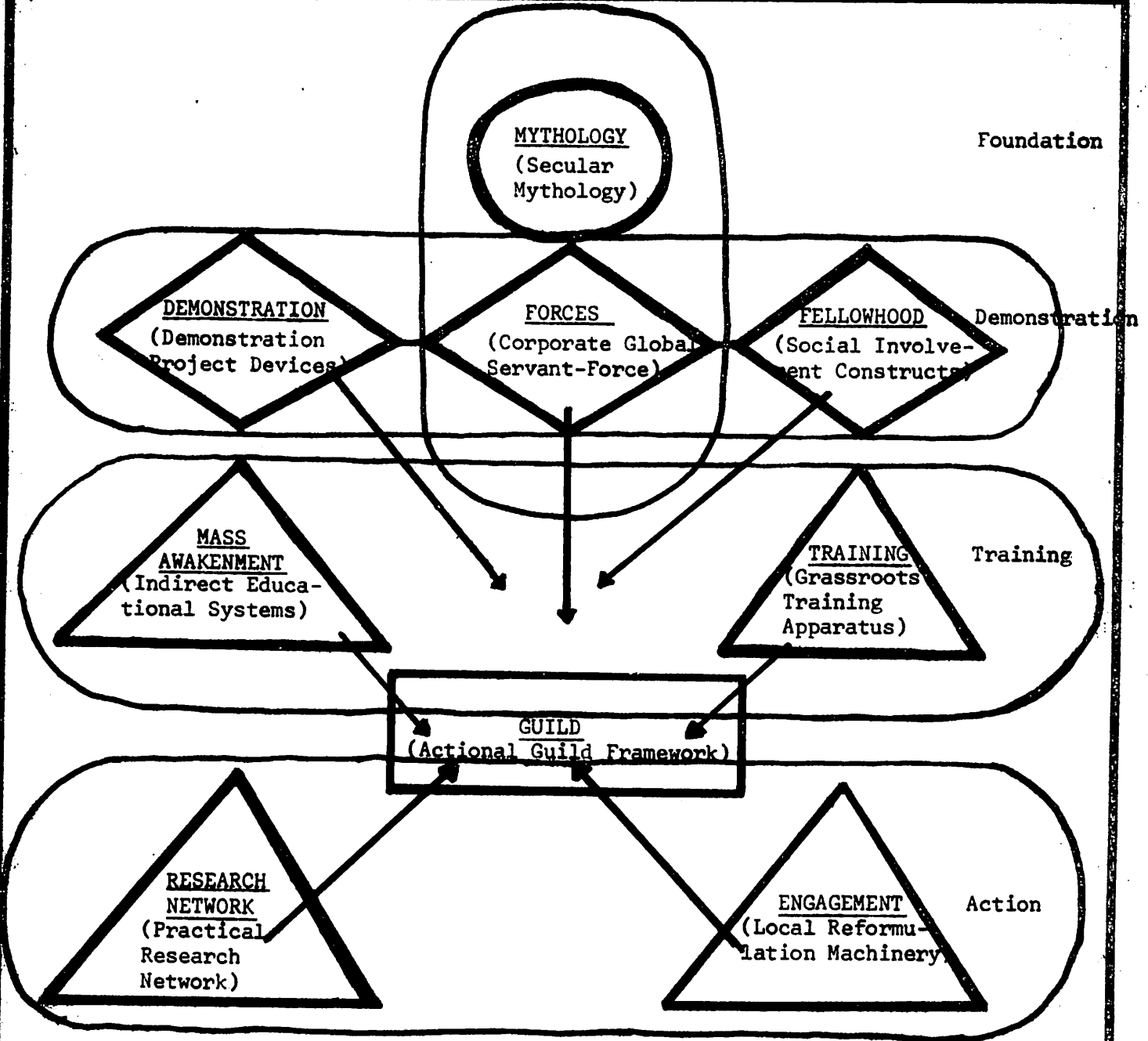
1. The Cell Force Whistlepoint web has to do with enabling structures that are locally centered and a part of the global community. This web contains twelve tactical components and is fundamentally concerned with activities such as maintaining a comprehensive plan that will provide for regional and local needs which are grounded in a global context, recruiting fresh troops and then providing advanced training skills for them so they can equip the community people. Some manifestations of this would be corporate decisions, family spirit life, grid-making, and holding node meetings. Comprehensive Missional Corporateness is the central component in that the Cell Force has the primary function of creating symbols of universal consciousness that will hold the local man in a common missional body. The web is organized into the following sub-webs: International Data System, Comprehensive Missional Corporateness, Global/Local Relationships, Sacred Space, Missional Family, Advanced Training, Corporate Care Structures, Recruitment Forces, Community Recontextualization, Interchange Articulation, Intentionalized Local Action and Training Missional Leadership. The valence power of this web is 40,858 which indicates the Cell Force Whistlepoint web has median significant direct impact on the current articulated contradictions of the movement.

OVERALL
WEB
DESCRIPTION

2. The Cell Force is like an old car with two engines, one in front and one in back, which may work separately or alternately. The car is a 1929 model, not at all streamlined, and in fact quite inefficiently designed. Beneath its deceptive exterior, however, its twin engines are extremely powerful--but only when they work together. The front engine, which pulls the car along, is a set of components relating global situations to local, universal data and particular. The rear engine, which pushes, is a set of four components which operate on the local level to implement concrete specific tactics in local communities, with trained local people. In the body of the car sit five passengers who provide the direction and control the speed of the Cell Force Silver Ghost. They are the components which maintain the tension between global and local and which motivate, train and nurture the Cell Force troops to keep them operating in the comprehensive corporate style necessary if the old Rolls is to make its journey and win the race.

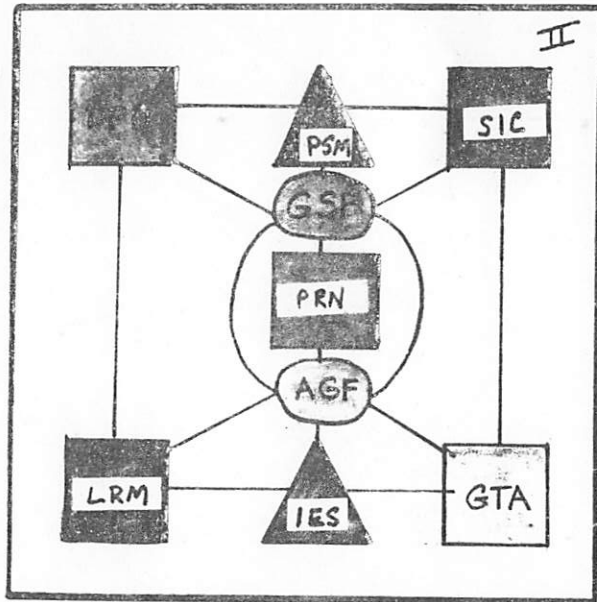
ILLUSTRATIONS

3. The dynamics of the Cell Force Whistlepoint web can be broadly classified into three types: (1) those which have to do with global relationships, (2) those pointing to local engagement and (3) those enabling internal functions. These dynamics are seen operating in such widely different contexts as Manhattan's Fifth Avenue and Thirty-fourth Street at rush hour and the San Francisco Galaxy. The Masons illustrate the web dynamic within their operating context. The Masonic Lodges maintain global-local relationships through visits data interchange and correspondence--the globally-related dynamics. The locally-engaged dynamic is illustrated by meetings, recruitment, and intentional events in the local community. Within the Masonic

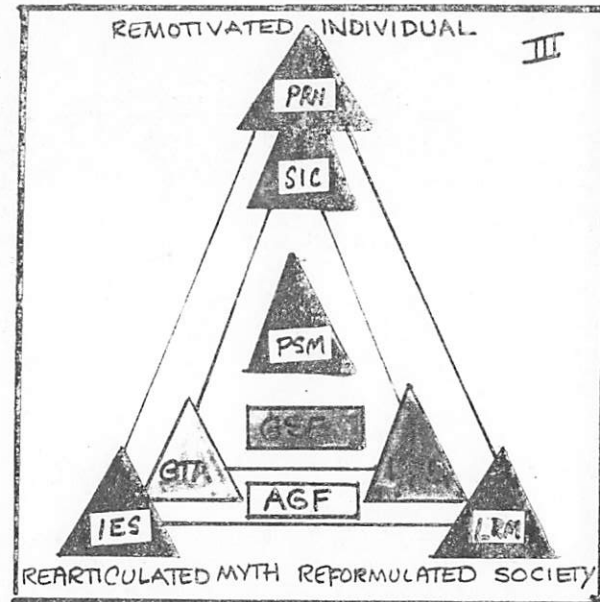


BASIC WHISTLEPOINT DIAGRAMS

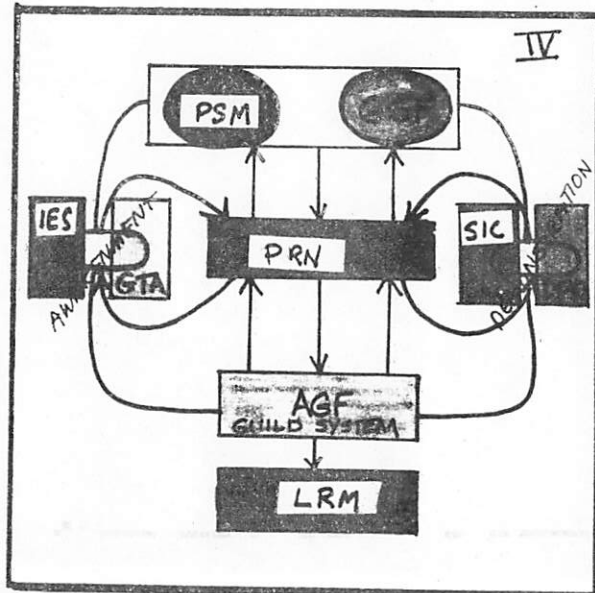
3-1-73
SOCIETY



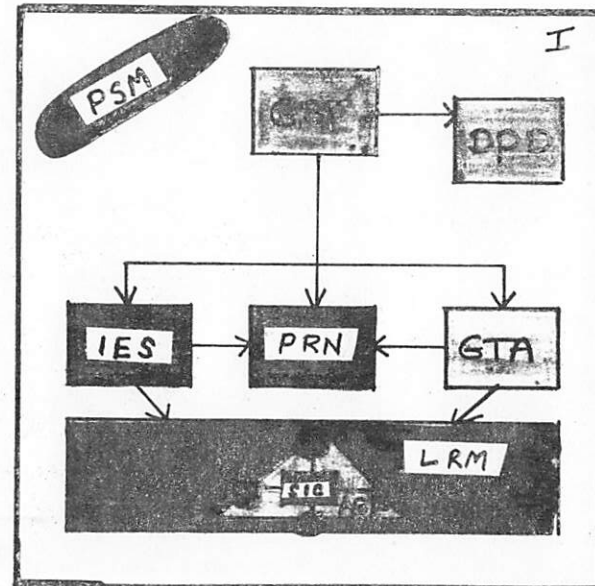
STRUCTURAL



FOUNDATIONAL



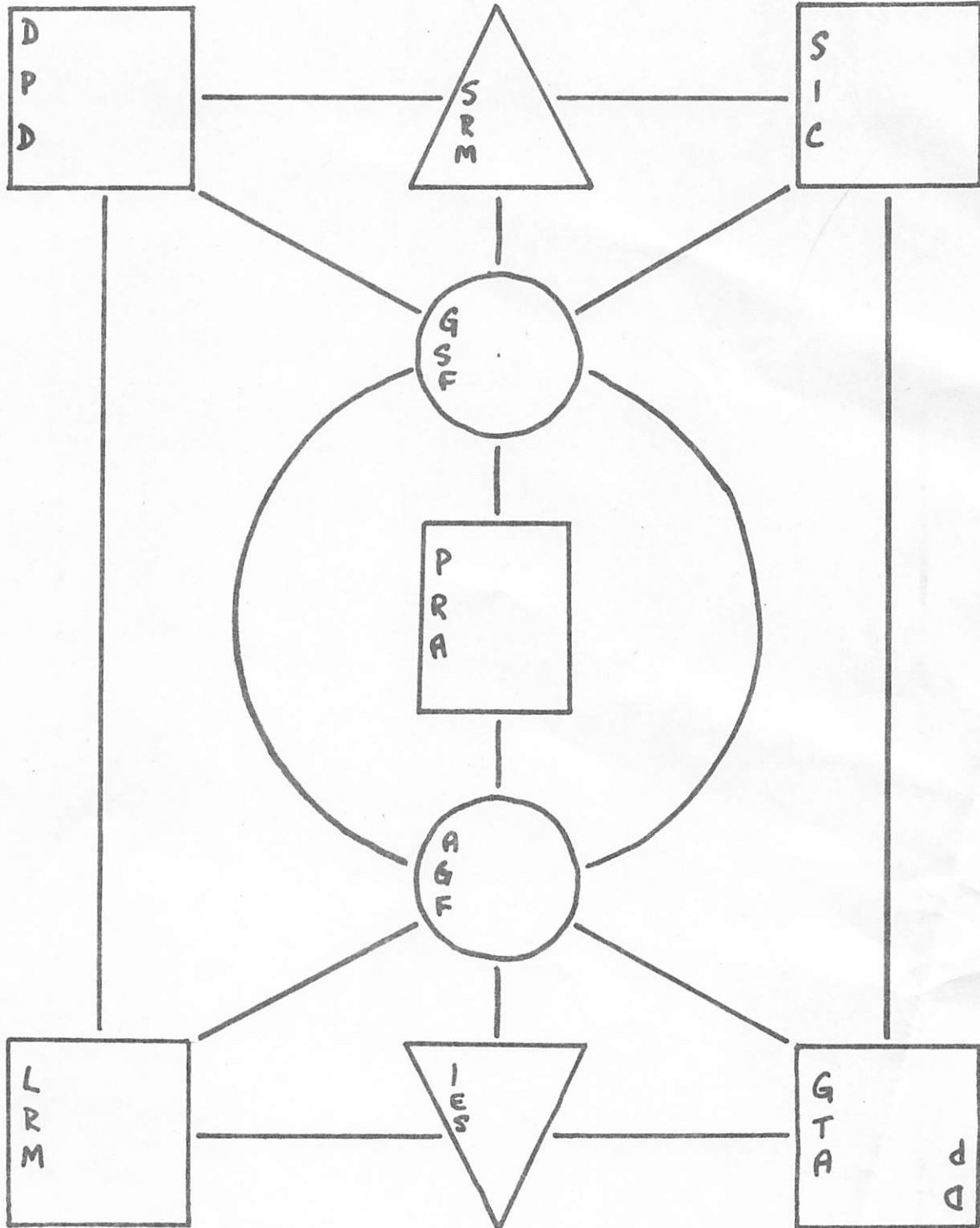
DYNAMICAL



CATALYTIC

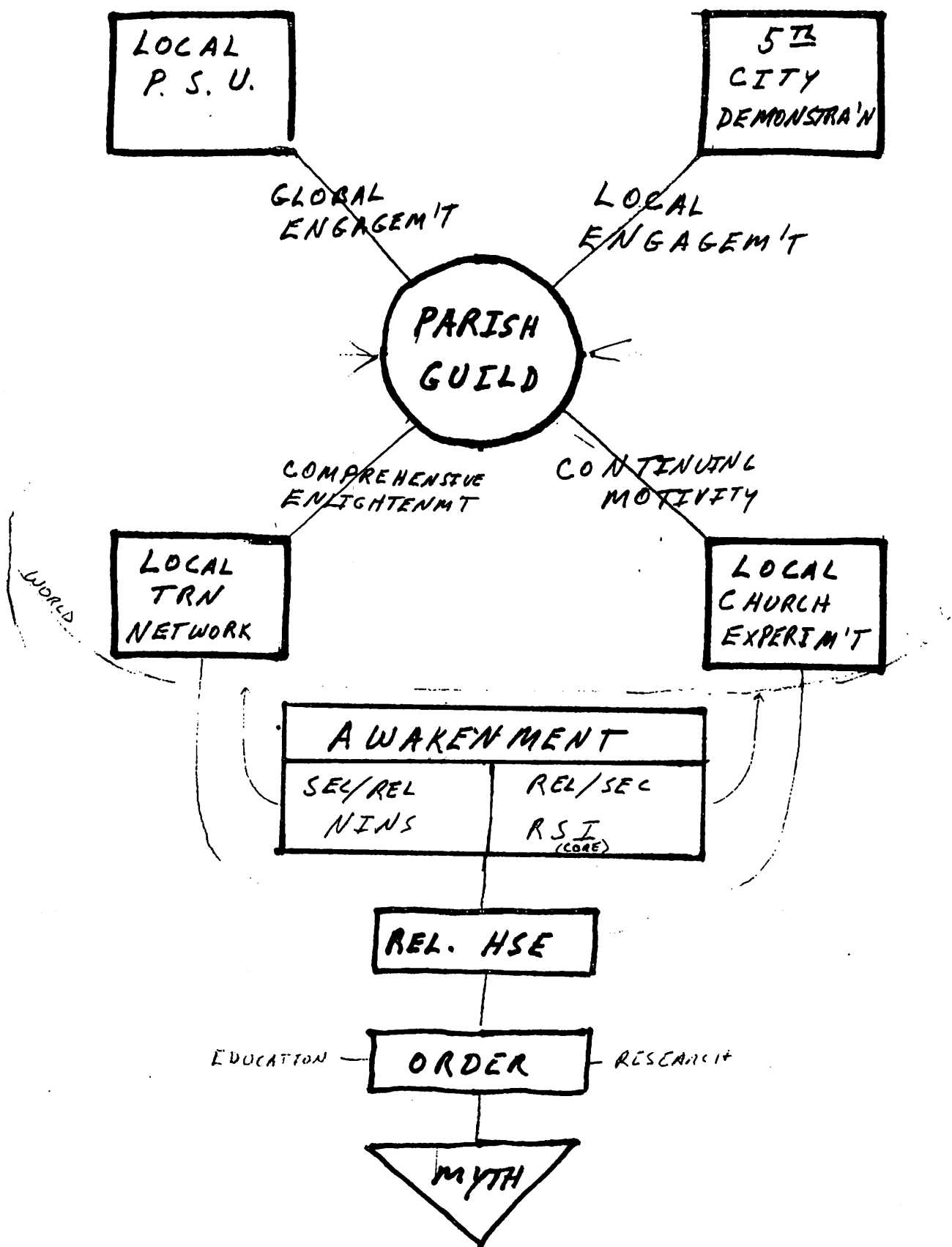
THE WHISTLEPOINTS
TOWARD SOCIAL FORMS

1/23/73



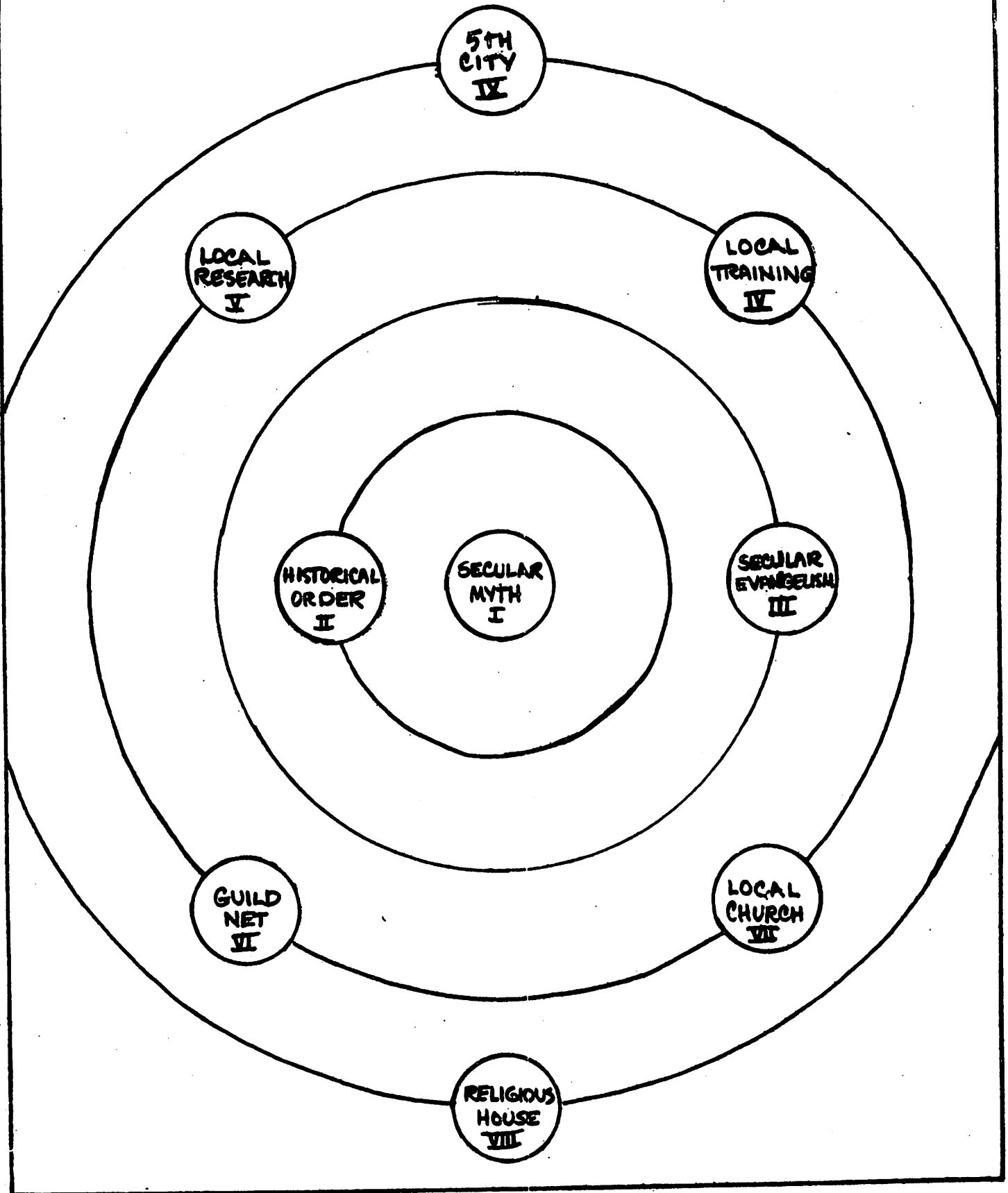
THE MAJOR CONTRADICTION

FALL, 1972

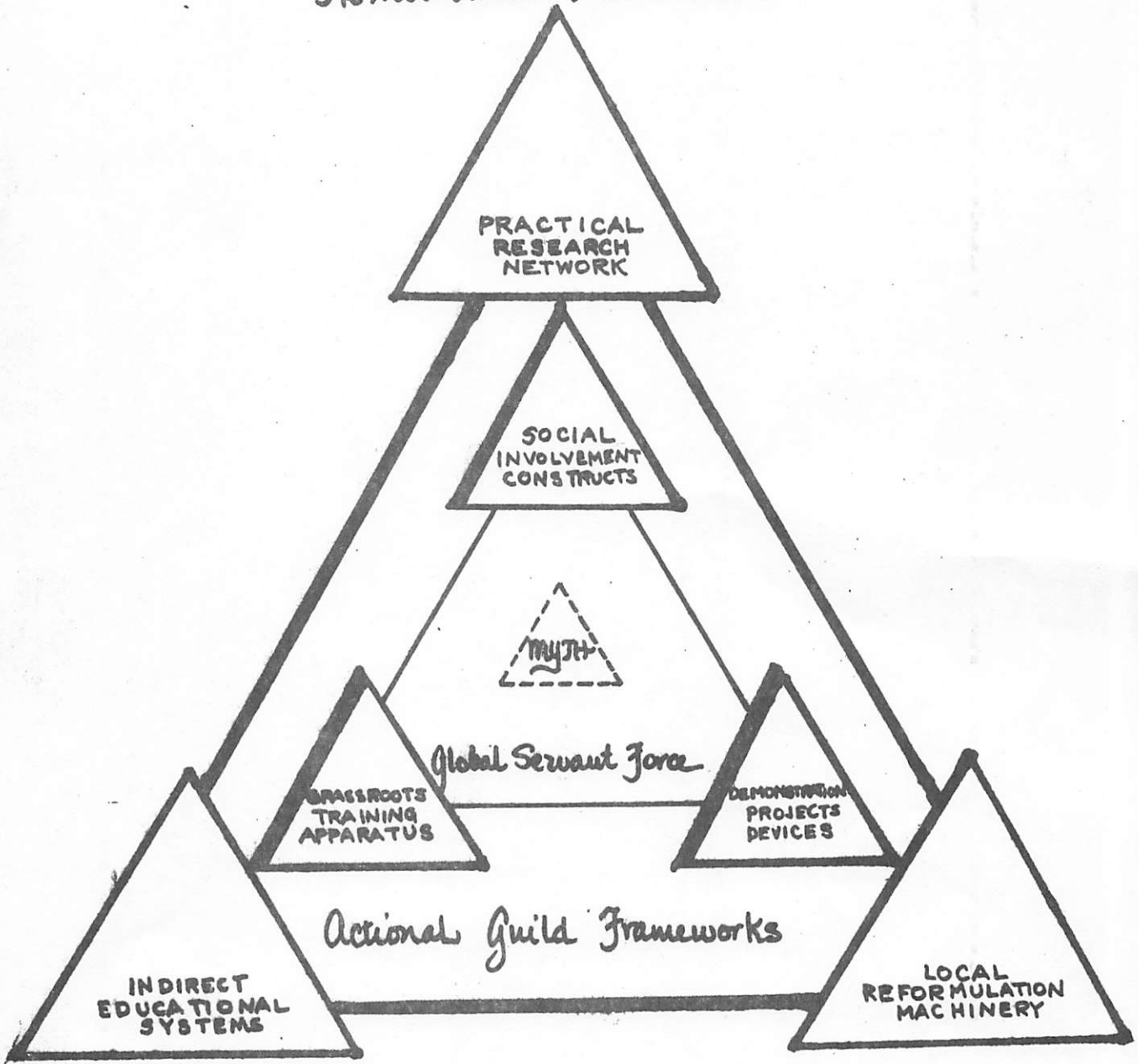


TACTICAL COMPONENTS IN RELATION

SUMMER 72



Remotivated Individual



Reararticulated Myth

Reformulated Society

WHISTLEPOINT
INTERRELATIONSHIPS

THE 9 WHISTLEPOINTS 1-20-73

| | POST-MODERN SECULAR MYTH | CORPORATE GLOBAL SERVANT-FORCE | SOCIAL INVOLVEMENT CONSTRUCTS | DEMONSTRATION PROJECT DEVICES | INDIRECT EDUCATION SYSTEMS | GRASSROOTS TRAINING APPARATUS | PRACTICAL RESEARCH NETWORK | ACTIONAL GUILD FRAMEWORK | LOCAL REFORMULATION MACHINERY |
|-------|-------------------------------------|--|--|--|---|-------------------------------------|--------------------------------------|---|---|
| WHAT | Radical Humanness Articulated | Intersocietal Enablement Catalyst | Significant Sociological Expenditure | Visible Community Renewal | Inclusive meaning Recreation | Corporate Training Plan | Edge Knowledge Access | Relevant Social Engagement | Grounded Societal Participation |
| WHERE | Secular Human Consciousness | Local/ International Organizations | Local Target Communities | Local Target Community | Local Tangential Storytellers | Global Methodological Lack | Local Data Interchanges | Established Vocational Structures | Every Local Community |
| WHY | Recreate Reference Frame | Provides Style of Expenditure | Vehicle For Focusing Expenditure | Common Cultural Sign | Creates Yes ENVIRONMENT | Practical Tools Necessary | Localized Edge Projecting | Honors Establishment Role | Local Societal Formulation |
| WHO | Local movemental People | Local Engaged Men | Local Signal Colleagues | Remotivated Community Leadership | Global Movemental Order | Local Global Forces | Disciplined Research Experts | Covenanted Local Men | Trained Local Forces |
| HOW | Concern to Engagement | Demonstrational Expenditure Sign | Enables Total Participation | Activate Public Opinion | Recreates Vocational Significance | Life Centered Reflection | Enable Responsible Decisions | Intentionalizes Re-Establishment Engagement | Relevant Enablement of Structures |
| WHEN | Conjoined With Guild | Breach of Structural Collapse | 4 or 5 | concrete sign necessary | Foundational Whistle Point | Committed Leaders Call | Volitional Expertise Signalled | Collapsed Intermediate Structures | After Awakening Global-Net |

