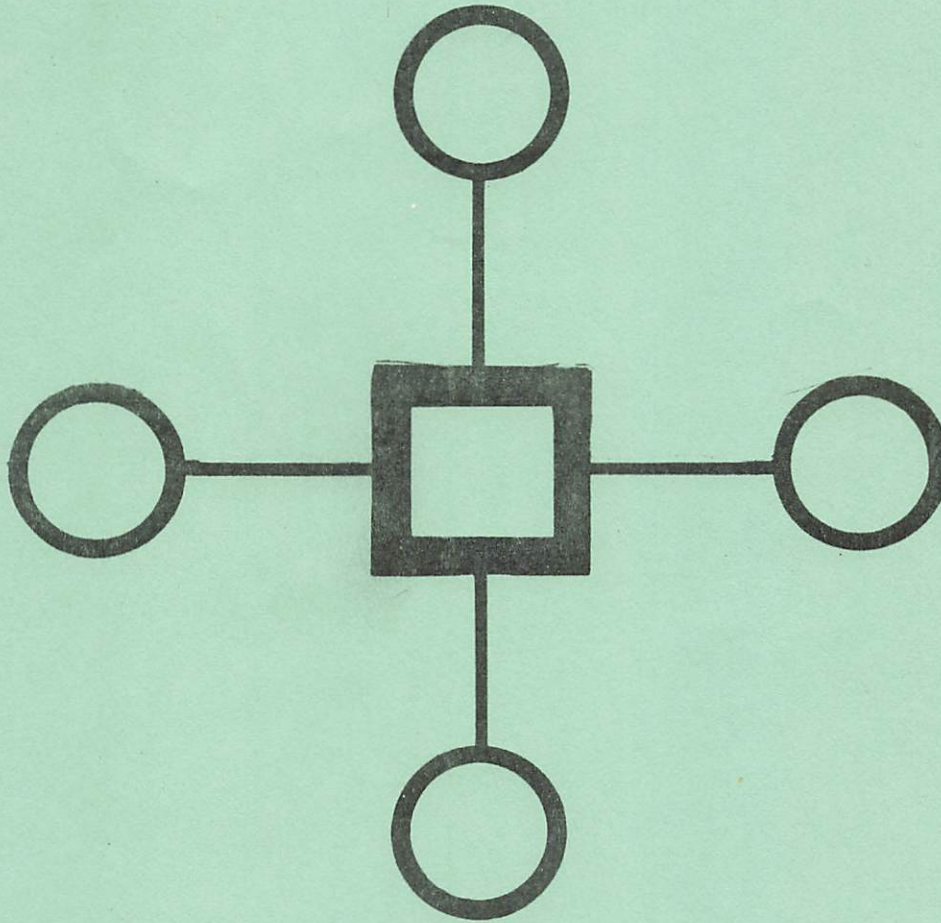



THE LOCAL CHURCH EXPERIMENT

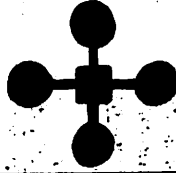


Tactical Actualization Manual



	MASTER CONTEXT AND PROCEDURES FLOW.....3 MASTER PROCEDURES CHART.....4
YEARLY SYSTEMS CONTRADICTIONS AND STRATEGIC OBJECTIVES	CONTEXTUAL STATEMENT.....5 PROCEDURES CHART.....7 PROCEDURES.....8
QUARTERLY TACTICS CONTRADICTIONS AND STRATEGIC OBJECTIVES	CONTEXTUAL STATEMENT.....17 PROCEDURES CHART.....19 PROCEDURES.....20
QUARTERLY PRIMARY TACTIC MODIFICATION	CONTEXTUAL STATEMENT.....29 PROCEDURES CHART.....31 PROCEDURES.....32
WEEKLY TACTICAL MODIFICATION	CONTEXTUAL STATEMENT.....41 PROCEDURES CHART.....43 PROCEDURES.....44
APPENDIX	WARBOARD.....55 COLOR CODE RATIONALE.....56 TACTICAL ACTUALIZATION CARDS.....57 QUARTER ONE TERTIARIES.....58 QUARTER TWO TERTIARIES.....60 QUARTER THREE TERTIARIES.....62 QUARTER FOUR TERTIARIES.....64 EVALUATION FORM.....67

The tactical system of the Local Church Experiment is designed to train churchmen to think intuitively in order to operate effectively.



The resurgence of human spirit across the globe calls for effectiveness in recreating the images and shape of the Church's witness and service to mankind. What is called for is a new prowess in releasing the bubbling of creativity in every local congregation. More than simply adding program upon program or tinkering with administrative machinery is the need for allowing new bursts of spirit power to infuse the life and activities now going on.

The Local Church Experiment employs a method of tactical actualization designed to meet specific local situations at the point where humanness is blocked and the Gospel witness is rendered ineffective. Through depth analysis done by the Local Auxiliary, the contradictions are discerned and strategic objectives designed. In this manner every Church in the Project develops those thrusts which give it permission to fulfill its own unique and particular mission within the cadre, congregation and parish dynamic.

Preparation for this work is done during three of the six Week Two Councils scheduled each quarter and the weekly sodality meetings. These are critical since each step builds on the previous procedures. Following the intensive socio-spirit analysis of the cadre, congregation and parish, the steps are as follows:





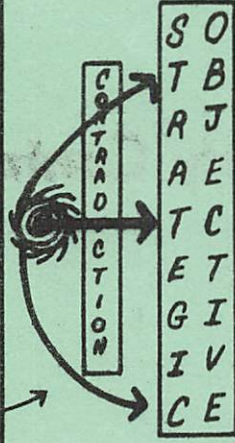

TACTICAL ACTUALIZATION			Procedures Flow	
SEQUENCE	Yearly Council	Quarterly Council	Quarterly Council	Weekly Sodality
LEVEL	Systems Complex Sub-Complex	Primary Tactic	Primary Tactic	Tertiary Tactic
MOVEMENT	Yearly Contradictions/ Strategic Objec- tives	Quarterly Contradictions/ Strategic Objec- tives	Quarterly Tactics Modification	Weekly Local Modification
TASK	Creation of Comprehensive Context	Objectify Situation/Forge Direction for Next Quarter	Focus Thrust of Primary Tactics on Local Situa'n	Invention of Particular Context

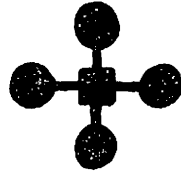
TACTICAL ACTUALIZATION				PROCEDURES CHART				
SEQUENCE	YEARLY COUNCIL		QUARTERLY COUNCIL		QUARTERLY COUNCIL		WEEKLY SODALITY	
LEVEL	Systems, Complex, Sub-complex		Primary Tactic		Primary Tactic		Tertiary Tactic	
MOVEMENT	Yearly Contradictions/Strategic Objectives		Quarterly Contradictions/Strategic Objectives		Quarterly Tactics Modification		Weekly Local Modification	
TASK	Creation of Comprehensive Context		Objectify Situation/Forge Direction For Next Quarter		Focus Thrust of Primary Tactics on Local Situation		Invention of Particular Context	
PROCEDURES	A. Envisioning The Tactical System	1. Survey Project Context	E. Evaluating Previous Actualization	13. Survey Project Context	I. Establishing The Quarter's Context	25. Timeline Quarter's Tactics	M. Reviewing Tertiary Objectives	37. Rehearse System's C/SO's
		2. Study Congregation Analysis		14. Evaluate Quarter's Journey		26. Identify Tactical Aim		38. Review Tertiaries' Objectives
		3. Rehearse System C/SO		15. Clarify Contradiction Shifts		27. Outline Tertiary Modification		39. Consense Actualization Vision
	B. Discerning System's Contradictions/ Strategic Objectives	4. Review C/SO Method	F. Envisioning The Tactical System	16. Rehearse System's Context	J. Creating Tertiary Objectives	28. Review Tactical System	N. Selecting Local Occasions	40. Brainstorm Appropriate Occasions
		5. Write System's C/SO's		17. Image Quarter's Thrust		29. Study Assigned Tactics		41. Evaluate Key Possibilities
		6. Check C/SO Consistency		18. Concretize Local Illustrations		30. Project Tertiary Objectives		42. Choose Opportune Events
	C. Discerning Local Contradictions	7. Discuss C/SO Method	G. Discerning Primary Contradictions	19. Review C/SO Method	K. Selecting Procedures And Supplementaries	31. Study Implementing Procedures	O. Building Actualization Battleplan	43. Assign Given Tertiaries
		8. Brainstorm Significant Manifestations		20. Brainstorm Significant Manifestations		32. Create Procedural Forms		44. Create 4 x 4 Battleplan
		9. State Local Contradictions		21. State Local Contradictions		33. Select Appropriate Supplementaries		45. Consense Battleplan Design
	D. Stating Local Strategic Objectives	10. Brainstorm Significant Manifestations	H. Stating Primary Strategic Objectives	22. Brainstorm Significant Manifestations	L. Focusing Tactic Thrust	34. Arrange Tertiaries Time Flow	P. Implementing The Battleplan Design	46. Select Necessary Tools
		11. Create Local Objectives		23. Create Local Objectives		35. Image Tertiaries Journey		47. Timeline Specific Assignments
		12. Check C/SO Consistency		24. Check C/SO Consistency		36. Orchestrate Quarter's Thrust		48. Symbolize Week's Activity

Yearly Contradictions/Strategic Objectives

Year	Contradiction	Strategic Objective
2020		
2021		
2022		
2023		

Yearly Contradictions/Strategic Objectives

YEARLY CONTRADICTIONS/STRATEGIC OBJECTIVES COUNCIL					
Prelude	Envisioning the System	Discerning the C/SO'S	Discerning Contradictions	Stating Objectives	Postlude
					
	Friday Evening	Saturday Morning		Sat. Afternoon	
	1. Survey Project Context	4. Review C/SO Method	7. Discuss C/SO Method	10. Brainstorm Significant Manifestat'ns	
	2. Study Congregation Analysis	5. Write System's C/SO's	8. Brainstorm Significant Manifestat'ns	11. Create Local Objectives	
	3. Rehearse System C/SO	6. Check C/SO Consistency	9. State Local Contradict'ns	12. Check C/SO Consistency	



The Tactical Actualization Methodology of the Local Church Experiment is designed to effect renewal through intense perception of the social situation and depth application of the Church's wisdom in releasing new dimensions of humanness in our time. The comprehensive context for this project is created through study of the Parish, Congregation and Cadre Systems at the system, complex and sub-complex levels and grounding them in the contradictions and strategic objectives of their dynamics. The quarterly directions are determined and the local situation objectified by discerning the contradictions and strategic objectives of the Primary Tactics. Modification of the Primary Tactics' tertiaries by stating objectives, creating procedures and selecting necessary supplementary tactics focuses the Primary Tactics thrust on the local situation. Weekly local implementing modification of the tertiaries allows invention of the particular contexts for spirit release in specific events and occasions.

The first movement to forge the priorities timeline of the tactical system into the timeline of the local church is that of creating statements of contradictions and strategic objectives for the year. This takes place at a Week II Council before the new year of tactical actualization begins. This task is divided into four basic procedures:

- (A) Envisioning the Tactical System;
- (B) Discerning Contradictions and Stating Strategic Objectives for the Parish, Congregation and Cadre Systems;
- (C) Discerning Contradictions at the Complex and Sub-complex levels; and
- (D) Stating Strategic Objectives for the Complex and Sub-complex levels.

This releases the local auxiliary to move toward the most particular tactical work confident that it is deeply related to the comprehensive context and intent of the total system and to the particular needs of each local church. This Council sets the context for the year's quarterly thrusts and points the way to responsible action in the local situation.

TACTICAL ACTUALIZATION

YEARLY CONTRADICTIONS/STRATEGIC OBJECTIVES


YEARLY CONTRADICTIONS/STRATEGIC OBJECTIVES

FOR SYSTEMS, COMPLEXES AND SUB-COMPLEXES

I. INCLUSIVE CONTEXT

II. CONTRADICTIONS/STRATEGIC OBJECTIVES

A. Envisioning The Tactical System			B. Discerning The System's Contradictions/Strategic Objectives			C. Discerning The Local Contradictions			D. Stating The Local Strategic Objectives		
1. Survey Project Context	2. Study Congregation Analysis	3. Rehearse System C/SO	4. Review C/SO Method	5. Write System's C/SO's	6. Check C/SO Consistency	7. Discuss C/SO Method	8. Brainstorm Significant Manifestations	9. State Local Contradictions	10. Brainstorm Significant Manifestations	11. Create Local Objectives	12. Check C/SO Consistency
a. Six-year Timeline	a. Congregational Analysis	a. Systems C/SO	a. Method Review	a. Local Application	a. Work Display	a. Corporate Reflections	a. Delineated Arena	a. Sociological Form	a. Delineated Arena	a. Sociological Form	a. Work Exchange
b. C/SO Levels	b. Initial Impressions	b. Congregational Contradictions	b. Theoretical Image	b. Parish C/SO	b. Consistency Check	b. Clarity/ Insights	b. Contradiction Review	b. Core Issue	b. SO Review	b. Core Issue	b. Consistency Check
c. Materials Review	c. C/SO Relations	c. SO Manifestations	c. System Relationships	c. Congregation C/SO	c. Collegial Recommendations	c. System Relationships	c. Negative Trends	c. Humanness Block	c. Positive Trends	c. Key Blockbuster	c. Collegial Recommendations
d. Application Method	d. C/SO Insights	d. SO Manifestation Blocks	d. Corporate Sample	d. Cadre C/SO	d. Final Polish	d. Corporate Sample	d. Data Gestalt	d. Contradiction Statement	d. Data Gestalt	d. SO Statement	d. Final Polish



TACTICAL ACTUALIZATION			
A.	B.	C.	D.
1	2	3	


PROCEDURE OBJECTIVE
To experience the fact that the Tactical System deals with the local situation.

PROCEDURE A: Envisioning the Tactical System		
STEP 1	STEP 2	STEP 3
Survey Project Context	Study Congregation Analysis	Rehearse System C/SO
Total Galaxy 60 MIN	Local Auxiliary 30 MIN	Total Galaxy 50 MIN

NOTES:

INSTRUMENTS: Master Index

<p>STEP 1 :</p> <p>SURVEY PROJECT CONTEXT</p>	<p>a. <u>Six-Year Timeline:</u> This session begins with a lecturette by the Auxiliary prior setting forth the six year timeline of the Local Church Experiment.</p> <p>b. <u>C/SO Levels:</u> Review the levels at which contradictions and strategic objectives are written for the year. These are System, Complex and Sub-complex and are found on the rational chart in the Master Index. Illustrate with examples from the chart.</p> <p><u>Note:</u> The yearly C/SO's encompass all 36 tactics while the Quarterly C/SO's are written only on the tactics actualized within a given quarter. Care exercised in stating the C/SO's "on target" will enable the radical thrust of the system in every local church.</p> <p>c. <u>Materials Review:</u> (1) Set the context for C/SO's by studying tactical materials. (a) Study the Inclusive C/SO charts. (b) Review Master Index, Section III, Tactical Systems.</p>
--	--



STEP 1:
(Cont.)

(2) Study the systems C/SO'S for parish, congregation and cadre as disclosed through study and reflection on the Master Index, paragraphs 61 ff, 67ff, 73 ff.

d. Application Method:

Spin with the total galaxy on how the C/SO methodology might work in specific congregational situations. As soon as it is apparent that the group understands the methodology, break off into local auxiliaries and proceed with the next step.

STEP 2:

STUDY

CONGREGATION
ANALYSIS

a. Congregation Analysis:

Review in local auxiliaries the congregation analysis done at the previous council.

b. Initial Impressions:

Discuss impressions and images that emerge from the analysis.

c. C/SO Relations:

Note where the systems C/SO'S relate to what you've learned about your church.

d. C/SO Insights:

Record the insights gained from the discussion and be prepared to share them with the total galaxy.

STEP 3:

REHEARSE

SYSTEMS
C/SO'S

a. Systems C/SO'S:

Brainstorm the C/SO'S inherent in each tactical system: for the parish, congregation and cadre. Then write these into rough sentences.

b. Congregational Contradictions:


Brainstorm manifestations of the systems contradictions in the galaxy churches and gestalt to five.

c. S.O. Manifestations:

Locate manifestations in the galaxy churches of the systems strategic objectives as they are already present.

d. S.O. Manifestation Blocks:

Each auxiliary write in one sentence how the manifestation of the contradiction blocks the manifestation of the strategic objective.



TACTICAL ACTUALIZATION											
A.			B.			C.			D.		
			4	5	6						

PROCEDURE OBJECTIVE

To enable each local auxiliary to discern the key C/SO's for its parish, its congregation and its cadre.


PROCEDURE B: Discerning Systems Contradictions/Strategic Objectives								
STEP 4			STEP 5			STEP 6		
Review C/SO Method			Write Systems C/SO's			Check C/SO Consistency		
Total Galaxy 20 MIN			Local Auxiliary 50 MIN			Total Galaxy 20 MIN		

NOTES:

INSTRUMENTS:

Wall Chart Paper
Felt Markers

STEP 4 : REVIEW C/SO METHOD	<p>(a, b, c, d)</p> <p>Spend a few minutes in <u>method review</u>, making sure auxiliary members are able to concretize the <u>theoretical image</u> and note <u>system relationships</u>. Check the group's understanding of the methodology by one or more <u>corporate samples</u>.</p>
STEP 5 : WRITE SYSTEMS C/SO's	<p><u>Local Application:</u> In local auxiliaries, apply the contradiction methodology listed below to your local church as follows for the parish system, then the congregation system, then the cadre system:</p> <p>a. <u>Brainstorm significant manifestations:</u></p> <ol style="list-style-type: none"> 1. Note carefully the delineated arena with which you are dealing and maintain a sharp focus on it. 2. Remember: a contradiction is something that can be unblocked and is sustained in a sociological form blocking the actualization of the futuristic model, blocking the depth human problem from being addressed; and is not a problem, a situation, or lack of/absence of something. 3. Brainstorm negative trends within the delineated arena. 4. Gestalt these to five.



STEP 5 :
(cont.)

b. State the local contradiction:

1. Answer the question: What is the **sociological form** behind the data?
2. Push to the "heart" of the matter, such as by asking "What is the problem behind the problem?"
3. Write a sentence describing how humanness is being blocked.
4. Gestalt to a key phrase, stating the contradiction and record on wall chart.

Apply the strategic objective methodology listed below to your local church as follows for the parish system, then the congregation system, then the cadre system:

c. Brainstorm significant manifestations:

1. Note carefully the delineated arena with which you are dealing and maintain a sharp focus on it.
2. Remember: a strategic objective is that which enables the latent possibility (the positive trend) to be actualized in the present, unblocking or going around the contradiction, providing a more powerful image and structure than that sustaining the contradiction in being; and is not your goal restated in parts, nor your contradiction flipped into something positive.
3. Brainstorm positive trends within the delineated arena.
4. Gestalt these into five.

d. Create local objectives:

1. Answer the question: What is the sociological form behind the data?
2. Push to the "heart" of the matter by asking "What is the strategic objective to be accomplished here that will resolve, remove or circumvent the contradiction, thereby actualizing the strategic objective?"
3. Write a short sentence describing the "key block-buster."
4. Gestalt to a key phrase, stating the strategic objective and record on wall chart.

STEP 6 :

CHECK
C/SO
CONSIS-
TENCY

a. Work Display:

Meet back as a total galaxy with systems C/So's displayed.

b. Consistency Check:


Discuss consistency, clarity and concretion as they appear each church's systems C/SO's.

c. Collegial Recommendations:

Offer helpful insights and recommendations.

d. Final Polish:

Each auxiliary should make careful notes on the corporate discussion for final polishing of their systems' C/SO's.



TACTICAL ACTUALIZATION											
A.			B.			C.			D.		
						7	8	9			

PROCEDURE OBJECTIVE

To enable each local auxiliary to discern the key contradictions for the complex and sub-complex levels of the tactical system.

PROCEDURE C : Discerning Local Contradictions		
STEP 7	STEP 8	STEP 9
Discuss C/SO Method	Brainstorm Significant Manifestations	State Local Contradictions
Total Galaxy	Local Auxiliary	Local Auxiliary
150 MIN		

NOTES:

INSTRUMENTS: Wall chart paper
Felt markers

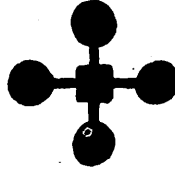
STEP 7 :

- a. Corporate Reflection
As a total galaxy ask these questions:
(1) Where were you excited by new clarity on C/SO's?
(2) What new insights did you get about your local church?
- b. Clarity Insights:
What did you learn about C/SO methodology?
- c. System Relationships:
What struck you about the relationships between the parish, congregation and cadre systems?
- d. Corporate Sample:
Before proceeding to steps 8 and 9 to the C/SO's for the complexes and sub-complexes spin out several examples in the total galaxy on these levels.

DISCUSS

C/SO

METHOD



STEP 8:

As local auxiliaries apply the contradiction methodology listed below to your local church for the complex and sub-complex levels in the parish system, then the congregation and cadre systems.

Brainstorm
Significant
Manifestations

a. Delineated Arena:

Note carefully the delineated arena with which you are dealing and maintain a sharp focus on it.

b. Contradiction Review:

Remember: a contradiction is something that can be unblocked and is sustained in a sociological form; that it blocks the actualization of the futuristic model; that it blocks the depth human problem from being addressed; and that it is not a problem, a situation, or lack of / absence of something.

c. Negative Trends:

Brainstorm the negative trends within the delineated arena.

d. Data Gestalt:

Gestalt these to five.

STEP 9:

Continuing in local auxiliaries, state the local contradictions for the complex and sub-complex levels in the parish system, the congregation system, and then the cadre system using the following methods:

STATE

LOCAL

CONTRA-
DICTIONS

a. Sociological Form:

Answer the question: What is the sociological form behind the data?

b. Core Issue:

Push to the "heart" of the matter, such as by asking: What is blocking the depth human problem from being addressed?


c. Humanness Block:

Write a sentence describing how humanness is being blocked.

d. Contradiction Statement:

Gestalt this data to a key phrase, stating the contradiction, and then record it on the wall chart.

TACTICAL ACTUALIZATION
YEARLY CONTRADICTIONS
STRATEGIC OBJECTIVES



STATING LOCAL
STRATEGIC
OBJECTIVES

14

TACTICAL ACTUALIZATION											
A.			B.			C.			D.		
									10	11	12

PROCEDURE OBJECTIVE
To enable each local auxiliary to discern the key strategic objectives for the complex and sub-complex of the tactical system.

PROCEDURE D: Stating Local Strategic Objectives		
STEP 10	STEP 11	STEP 12
Brainstorm Significant Manifestation	Create Local Objectives	Check C/SO Consistency
Local Auxiliary 60 MIN	Local Auxiliary 60 MIN	Local Auxiliary 30 MIN

NOTES:

INSTRUMENTS:

Wall Chart Paper
Felt Markers

STEP 10:


BRAINSTORM

SIGNIFICANT

MANIFESTATIONS

In local auxiliaries apply the strategic objective methodology listed below to your local church for the complex and sub-complex levels in the parish system, then the congregation and cadre systems.


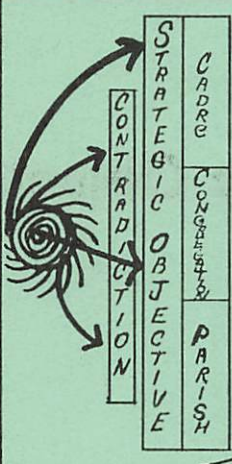


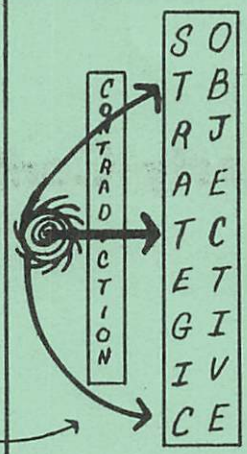

- a. Delineated Arena: Note carefully the delineated arena with which you are dealing and maintain a sharp focus on it.
- b. Strategic Objective: Remember: a strategic objective is that which enables the latent possibility (the positive trend) to be actualized in the present; that it unblocks or goes around the contradiction; that it provides a more powerful image and structure than that sustaining the contradiction in being; and that it is not your goal restated in parts, nor your contradiction flipped into something positive.
- c. Positive Trends: Brainstorm the positive trends within the delineated arena.
- d. Data Gestalt: Gestalt these into five.



<p>STEP 11:</p> <p>CREATE</p> <p>LOCAL</p> <p>OBJEC- TIVES</p>	<p>Continuing in local auxiliaries state the strategic objectives for the complex and sub-complex levels in the parish system, then the congregation and cadre systems by the following method:</p> <ol style="list-style-type: none"> a. <u>Sociological Form</u>: answer the question: What is the sociological form behind the data? b. <u>Core Issue</u>: Push to the "heart" of the matter by asking "What is the strategic objective to be accomplished here that will resolve, remove or circumvent the contradiction, thereby actualizing the strategic objective?" c. <u>Key Block-buster</u>: write a short sentence describing the "key block-buster." d. <u>Objective Statement</u>: gestalt to a key phrase, stating the strategic objective and record on wall chart.
<p>STEP 12 :</p> <p>CHECK</p> <p>C/SO</p> <p>CONSIS- TENCY</p>	<ol style="list-style-type: none"> a. <u>Work Exchange</u>: When all objectives have been written, exchange work between local auxiliaries. b. <u>Consistency Check</u>: Check for clarity, concreteness and consistency. c. <u>Collegial Recommendations</u>: Write helpful insights and comments for study and consideration. Return to original group to polish. d. <u>Final Polish</u>: After considering collegial recommendations, each local auxiliary should complete polishing and record on wall chart. <p>The total galaxy meets together for reports and symbolizing the completed work with a song, ritual or other appropriate form.</p>
<p>PREPARATION</p> <p>FOR THE</p> <p>NEXT</p> <p>MOVEMENT</p>	<p>This completes the first movement toward tactical actualization. In order to be ready for the Quarterly Contradictions/Strategic Objectives Council, the C/SO section of the coming year's Warboard should be prepared and filled in with this council's results.</p>

Quarterly Contradictions/Strategic Objectives

Quarterly Contradictions/Strategic Objectives

QUARTERLY CONTRADICTIONS/STRATEGIC OBJECTIVES COUNCIL					
Prelude	Evaluating Actualization	Envisioning the System	Discerning Contradictions	Stating Objectives	Postlude
					
	Friday Evening	Saturday	Morning	Sat. Afternoon	
	13. Survey Project Context	16. Rehearse Systems Context	19. Review C/SO Method	22. Brainstorm Significant Manifestat'ns	
14. Evaluate Quarter's Journey	17. Image Quarter's Thrust	20. Brainstorm Significant Manifestat'ns	23. Create Local Objectives		
15. Clarify Contradic'ns Shifts	18. Concretize Local Illustrat'ns	21. State Local Contradic'ns	24. Check C/SO Consistency		



The second movement in the method of tactical actualization necessary to forge the priorities timeline of the tactical system into the timeline for action in the local church is that of creating statements of contradiction and strategic objectives for the coming quarter. This takes place in a Week II council before the new quarter begins and is the means by which the yearly contradictions and strategic objectives are re-examined and re-created at the quarterly level in light of the present situation and shifts from the past quarter. The local auxiliary is released to objectify its situation and determine directions for the next quarter.

This task is divided into four basic procedures:

(E) Evaluating Previous Actualization:

Evaluation of work done and rehearsal of the inclusive task yet to be done;

(F) Envisioning the Tactical System:

Enabling the galaxy to have a common image of the quarter task;

(G) Discerning the Local Contradiction:

Naming the key blocks; and

(H) Stating the Local Objectives:

Putting the objectives in final form and giving direction to the tertiaries.

This focuses the work of the local auxiliary more particularly in relating the comprehensive context and intent of the total system to the needs of the local church. The result of the Council sets the context in which primary tactic modification and weekly battleplans and timelines are forged.

TACTICAL ACTUALIZATION


QUARTERLY CONTRADICTIONS/STRATEGIC OBJECTIVES

**QUARTERLY CONTRADICTIONS/STRATEGIC OBJECTIVES
FOR PRIMARY TACTICS**

III. QUARTERLY CONTEXT

IV. PRIMARY TACTICS CONTRADICTIONS/STRATEGIC OBJECTIVES

E. Evaluating Previous Actualization			F. Envisioning The Tactical System			G. Discerning The Local Contradictions			H. Stating The Local Objectives		
13. Survey Project Context	14. Evaluate Quarter's Journey	15. Clarify Contradiction Shifts	16. Rehearse Systems Context	17. Image Quarter's Thrust	18. Concretize Local Illustrations	19. Review C/SO Method	20. Brainstorm Significant Manifestations	21. State Local Contradictions	22. Brainstorm Significant Manifestations	23. Create Local Objectives	24. Check C/SO Consistency
a. Project Intent	a. Glorious Successes	a. Congregation Report	a. System Charts	a. Tactics Thrust	a. Dynamics Reflection	a. Method Review	a. Delineated Arena	a. Sociological Form	a. Delineated Arena	a. Sociological Form	a. Work Exchange
b. Inclusive Timeline	b. Absurd Failures	b. Master Images	b. Master Index Prose	b. Image Gestalt	b. Local Illumination	b. Theoretical Image	b. Contradiction Review	b. Core Issue	b. SO Review	b. Core Issue	b. Consistency Check
c. Contradiction/ Strategic Objectives	c. Significant Events	c. Key Insights	c. Tactics Books	c. Sentence Re-statement	c. Tactics Operations	c. Systems Relationships	c. Negative Trends	c. Humanness Block	c. Positive Trends	c. Block Buster	c. Collegial Recommendations
d. Actualization Method	d. C/SO Insights	d. Galaxy Questions	d. Quarter Timeline	d. Timeline Application	d. Task Concretions	d. Corporate Sample	d. Data Gestalt	d. Contradiction Statement	d. Data Gestalt	d. SO Statement	d. Final Polish



TACTICAL ACTUALIZATION			
E.	F.	G.	H.
13	14	15	

PROCEDURE OBJECTIVE

To set a context for the given quarter, lending objectivity to the present task by evaluating work done and rehearsing work ahead.


PROCEDURE E: Evaluating Previous Actualization

STEP 13	STEP 14	STEP 15
Survey Project Context	Evaluate Quarter's Journey	Clarify Contradiction Shifts
Total Galaxy 30 MIN	Local Auxiliary 60 MIN	Total Galaxy 60 MIN

NOTES: First Quarter Galaxies normally omit steps 14 and 15 of Procedure E, and start their Council with just step 13 before moving to Procedure F.

INSTRUMENTS: LCX Documents
 Warboards

<p>STEP 13 :</p> <p>SURVEY</p> <p>PROJECT</p> <p>CONTEXT</p>	<p>Begin with a brief lecturette to the entire galaxy which includes the following:</p> <ol style="list-style-type: none"> a. <u>Project Intent:</u> (See Prologue, Par, 11) b. <u>Inclusive Timeline:</u> (See Inclusive Designs, Par, 4-10) c. <u>Contradiction/ Strategic Objectives:</u> (See T/A Manual, Steps 4-6) d. <u>Actualizing Method:</u> (See T/A Manual on T/A Methodology)
--	--



STEP 14 :
 EVALUATE
 QUARTER'S
 JOURNEY

Break into local auxiliaries, reviewing the quarter's work. Look at the tactics implemented during the quarter; discern which supplementaries were explosive--which did not go well. Discuss briefly side effects or spin offs from tertiaries which are still occurring. Apply the following rubrics to your discussion:

- a. Glorious Successes: What were the great victories of the quarter?
- b. Absurd Failures: What were the humiliating defeats?
- c. Significant Events: What events were crucial ?
- d. C/SO Insights: What did you learn about 1) tertiary actualization, and 2) local church reconstruction?

STEP 15:
 CLARIFY
 CONTRADIC-
 TION
 SHIFTS


Gather as a total galaxy to work on creating an image of the quarter for each of the congregations in the galaxy, and for the galaxy as a whole.

- a. Congregations' Report: Allow each local auxiliary to report on how the quarter's work has affected their stated contradictions.
- b. Master Images: What master images come from the overall work of the quarter?
- c. Key Insights: What key insights about tactical actualization were learned?
- d. Galaxy Questions: What are the questions that inform the next quarter's planning?

The aim here is to pull together the galactic auxiliary as one mission in four locations.

TACTICAL ACTUALIZATION

QUARTERLY CONTRADICTIONS/
STRATEGIC OBJECTIVES



ENVISIONING THE
TACTICAL SYSTEM

TACTICAL ACTUALIZATION											
E.			F.			G.			H.		
			16	17	18						

PROCEDURE OBJECTIVE

To acquaint the total galaxy with the thrust of the tactical system for the coming quarter and get a common image of the task.

PROCEDURE F : Envisioning the Tactical System

STEP 16	STEP 17	STEP 18
Rehearse Systems Context	Image Quarter's Thrust	Concretize Local Illustrations
Total Galaxy 30 MIN	Total Galaxy 40 MIN	Total Galaxy 20 MIN

NOTES: For step #16 a helpful procedure is to have the tactics as they appear on the contextual wall chart and the year one T/L chart colored in the appropriate colors according to the tertiary card color code rationale. (See Appendix)

INSTRUMENTS: LCX Documents
Year One T/L Chart


STEP 16 :

REHEARSE

SYSTEMS

CONTEXT

- a. Systems Charts: Locate the quarter's tactics in the rational and contextual charts. Study them individually for a short while. Then converse briefly on the tactics for the quarter, their context, and their place in the total system.
- b. Master Index Prose: Read the appropriate sections in the master index on the quarter's complexes, sub-complexes and tactics in terms of their thrust.
- c. Tactics Books: Study the tactics books briefly.
- d. Quarter Timeline: Note the tactics' appearance for the coming quarter on the T/L Gestalt and Weekly Tertiary Sequence Chart.



STEP 17 :

Artform the above materials briefly and gestalt the interpretive data to

IMAGE

QUARTER'S

THRUST

- a. Tactics Thrust: Identify the task and activities called for in each of the quarter's tactics.
- b. Image Gestalt: Create images for each tactical complex and sub-complex.
- c. Sentence Restatement: Restate in several sentences the basic thrust of the tactical system for the quarter.
- d. Timeline Application: Ground the basic thrust in the concrete timeline of the particular quarter in the galaxy.

STEP 18 :

Then, in a conversational manner, reflection:

CONCRETIZE

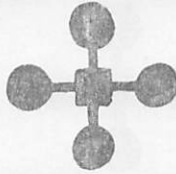
LOCAL

ILLUST'NS

- a. Dynamics Reflection: What are the tactics out to set in motion?
- b. Local Illumination: How do the dynamics of the tactics illuminate each local situation?
- c. Tactics Operations: Spin on how the tactics may operate during the quarter.
- d. Task Concretions: Talk about what the concretions of the quarter's task might be.

TACTICAL ACTUALIZATION

QUARTERLY CONTRADICTIONS/
STRATEGIC OBJECTIVES



DISCERNING THE
LOCAL CONTRADICTIONS

TACTICAL ACTUALIZATION			
I.	F.	G.	H.
		19 20 21	

PROCEDURE OBJECTIVE

The aim here is to discern the contradictions blocking the manifestations of humanness in the local situation.


PROCEDURE G : Discerning the Local Contradictions

STEP 19	STEP 20	STEP 21
Review C/SO Method	Brainstorm Significant Manifestations	State Local Contradictions
Total Galaxy 20 MIN	Local Auxiliary	Local Auxiliary 130 MIN

NOTES:

INSTRUMENTS:

<p>STEP 19 : REVIEW C/SO METHOD</p>	<p>Spend a few minutes in method review, making sure auxiliary members are able to concretize the <u>theoretical image</u> and note <u>systems relationships</u>. Check the group's understanding of the methodology by one or more <u>corporate samples</u>.</p>
<p>STEP 20 : BRAINSTORM SIGNIFICANT MANIFESTA'NS</p>	<p>In local auxiliaries apply the contradictions methodology listed below to your local church as follows for each of the primary tactics to be actualized during the coming quarter. (To work more effectively divide into units of two.)</p> <ol style="list-style-type: none"> <u>Delineated Arena</u>: note carefully the delineated arena of the primary tactic with which you are dealing and maintain a sharp focus on it. <u>Contradiction Review</u>: remember, a contradiction is something that can be unblocked and is sustained in a sociological form blocking the actualization of the futuristic model, blocking the depth human problem from being addressed and is not a problem, a situation, or lack of/ absence of something. <u>Negative Trends</u>: Brainstorm negative trends within the delineated arena. <u>Data Gestalt</u>: Gestalt these to five.



STEP 21 :

STATE

LOCAL

CONTRADICTION

a. Sociological Form: Answering the question, what is the sociological form behind the data?

b. Core Issue: Push to the "heart" of the matter, asking what is blocking the depth human problem from being addressed.


c. Humanness Block: Write a sentence describing how humanness is being blocked.

d. Contradiction Statement gestalt to a key phrase, stating the contradiction and record on the wall chart.

When you have completed the contradiction for each tactic and all the tactics as a whole, stand back and look at the results in light of the contradictions definitions. Check for consistency, clarity and concreteness.

TACTICAL ACTUALIZATION

QUARTERLY CONTRADICTIONS/
STRATEGIC OBJECTIVES



STATING THE
LOCAL OBJECTIVES

TACTICAL ACTUALIZATION											
E.			F.			G.			H.		
									22	23	24

PROCEDURE OBJECTIVE

The aim here is to decide what must happen concretely in the local situation in order to move the blocks.

PROCEDURE H : Stating the Local Objectives		
STEP 22	STEP 23	STEP 24
Brainstorm Significant Manifestations	Create Local Objectives	Check C/SO Consistency
Local Auxiliary	Local Auxiliary	Total Galaxy
120 MIN		30 MIN

NOTES:


INSTRUMENTS:

STEP 22 :

In local auxiliaries apply the strategic objective methodology listed below to your local church as follows for each of the primary tactics to be actualized during the coming quarter. (To work more effectively divide into units of two.)


BRAINSTORM
SIGNIFICANT
MANIFESTAT'N

- a. Delineated Arena: note carefully the delineated arena with which you are dealing and maintain a sharp focus on it.
- b. Strategic Objective Review: remember, a strategic objective is that which enables the latent possibility (the positive trend) to be actualized in the present, unblocking or going around the contradiction, providing a more powerful image and structure than that sustaining the contradiction in being; and is not your goal restated in parts, nor your contradiction flipped into something positive.
- c. Positive Trends: brainstorm positive trends within the delineated arena.
- d. Data Gestalt: gestalt these into five.



<p>STEP 23 :</p>	<ul style="list-style-type: none"> a. <u>Sociological Form</u>: answer the question: What is the sociological form behind the data? b. <u>Core Issue</u>: Push to the "heart" of the matter by asking "What is the strategic objective to be accomplished here that will resolve, remove or circumvent the contradiction, thereby actualizing the strategic objective?" c. <u>Key Block-buster</u>: write a short sentence describing the "key block-buster." d. <u>Objective Statement</u>: gestalt to a key phrase, stating the strategic objective and record on wall chart.
<p>STEP 24 :</p> <p>CHECK C/SO CONSISTENCY</p>	<ul style="list-style-type: none"> a. <u>Work Exchange</u>: Exchange work between local auxiliaries. b. <u>Consistency Check</u>: discuss consistency, clarity and concretions as they appear in each church's systems C/SO's. c. <u>Collegial Recommendations</u>: Write out helpful insights and recommendations for the original auxiliaries. d. <u>Final Polish</u>: Return to original group to polish. <p>As a final step, each local auxiliary should record their C/SO's in the appropriate section of their warboards.</p> <p>The total galaxy meets together for reports and symbolizing the completed work with a song, ritual or other appropriate form.</p>
<p>PREPARATION FOR THE NEXT MOVEMENT</p>	<p>This completes the second movement towards Tactical Actualization. In order to be ready for the Quarterly Tactics Modification Council, all 16 tertiary cards for each primary tactic should be prepared by filling in the data down through the Primary Tactic Contradiction and Strategic Objective.</p>

Quarterly Tactics Modification



The third movement in the method of tactical actualization necessary to forge the priorities timeline of the tactical system into the timeline for action in the local church is that of Primary Tactic Modification. This takes place in a Week II Council held before a new quarter actually begins and is the means by which the auxiliary created the strategic objectives for each of the coming quarter's tertiaries, writes procedures and chooses supplementary tactics for them to ensure that each tertiary participates in the one thrust that is its primary tactic.

This task is divided into four basic procedures:

- (I) Establishing the Quarter's Context:
Timelining the quarter's tactics, identifying their aim and rehearsing the tertiary modification methodology;
- (J) Creating Tertiary Objectives:
Reviewing the primary tactics and their place in the tactical system, and stating tertiary objectives;
- (K) Selecting Procedures and Supplementaries:
Studying procedural forms and choosing appropriate supplementary tactics; and
- (L) Focusing the Tactics Thrust:
Creating a story of the tertiaries journey and orchestrating their one thrust.

Such modification is thus out to create in one week and the basic tactical thrust for the whole quarter. After stating objectives, writing procedures and choosing supplementaries for each of the quarter's tertiaries, they are placed on cards and put on the quarter's tactical actualization board (Warboard - see Appendix).

TACTICAL ACTUALIZATION

QUARTERLY TACTIC MODIFICATION

**QUARTERLY OBJECTIVES, PROCEDURES AND SUPPLEMENTARIES
FOR TERTIARY TACTICS**

V. QUARTERLY TIMELINE

VI. TERTIARY MODIFICATION

I. Establishing Quarter's Context			J. Creating Tertiary Objectives			K. Selecting Procedures and Supplementaries			L. Focusing Tactic Thrust		
25. Timeline Quarter's Tactics	26. Identify Tactical Aim	27. Outline Tertiary Modification	28. Review Tactical System	29. Study Assigned Tactics	30. Project Tertiary Objectives	31. Study Implementing Procedures	32. Create Procedural Forms	33. Select Appropriate Supplement'ies	34. Arrange Tertiaries Time flow	35. Image Tertiaries Journey	36. Orchestrate Quarter's Thrust
a. Quarter Calendar	a. Tactic Review	a. Primary Modification	a. Tactic Location	a. Overall Image	a. Relating Secondaries	a. Reading Procedures	a. Sequential Arrangement	a. Supplement'ies Scan	a. Weekly Sequence	a. Sequential Movement	a. Story Rehearsal
b. Tactics Review	b. Intent Emphasis	b. Tertiary Modification	b. Tactic Intent	b. Holding Paragraph	b. Reading Sub-Tactics	b. Possibilities Spin	b. Possibilities Discussion	b. Possibilities Discussion	b. Clusters Observation	b. Weaving Together	b. Thrust Orchestration
c. Council Rationale	c. Image Brainstorm	c. Story Creation	c. C/SO Review	c. General Procedures	c. Desired Impact	c. Imagining Concretions	c. Envisioning Thrust	c. Supplement'ies Selection	c. Noting Time flow	c. Journey Story	c. Supplement'ies Review
d. Council Objectives	d. Operational Picture	d. Clarification Discussion	d. Consistency Check	d. Tertiary Sentences	d. Primary Effect	d. Local Application	d. Writing Procedures	d. Recording Data	d. Images Discussion	d. Tactic Accomplishm't	d. Final Polish



STEP 26:

IDENTIFY

TACTICAL

AIM

- a. Tactic Review: Walk through the specific tactics that are to be worked with during the Council.
- b. Intent Emphasis: Review the intent and emphasis of each tactic (See Master Index and 4x4 lecturette in the quarterly manual).
- c. Image Brainstorm: Quickly brainstorm images of what each tactic is out to do, especially noting the three-word sub-titles.
- d. Operational Picture: Using the congregational analysis done for this year as background context, discuss what each tactic would look like in operation in each of the local congregations.


STEP 27:

OUTLINE

TERTIARY

MODIFICATION

- a. Primary Modification: Review the general process of Modification of Primary Tactics beginning at the systems level.
- b. Tertiary Modification: Study the process of tertiary modification as outlined in sections J and K of this manual.
- c. Story Creation: Spin briefly in story form on how tactical actualization is enacted for either the parish, the congregation, the cadre or the individual.
- d. Clarification Discussion: Discuss for clarity any questions that arise from the group.



TACTICAL ACTUALIZATION											
I.			J.			K.			L.		
			28	29	30						

PROCEDURE OBJECTIVE
To enable each tertiary to participate directly in the primary tactic strategic objective.

PROCEDURE J: CREATING TERTIARY OBJECTIVES		
STEP 28:	STEP 29:	STEP 30:
Review Tactical System	Study Assigned Tactics	Project Tertiary Objectives
Local Auxiliary	Local Auxiliary Units	Local Auxiliary Units
180 Minutes		

NOTES: The time rationale for Primary Tactic Modification is based on a local auxiliary of three units who are familiar with the methodology. New auxiliaries may find it necessary to schedule additional time until they become more proficient.

INSTRUMENTS:
Next Quarter's C/SO's as prepared for Warboard
Prepared Tertiary Cards
Primary Tactics Books

STEP 28:

REVIEW

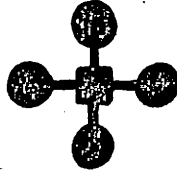
TACTICAL

SYSTEM

- As a total local auxiliary, quickly note the following:
- Tactic Location: within the system and quarter timeline.
 - Tactic Intent: as held in the sub-title and the holding sentence on the title page.
 - C/SO Review: tracing the focus of the C/SO's from the system to the primary tactic level.
 - Consistency Check: noting the focus of the several levels towards the systems C/SO.

Tactical actualization is based on two dimensions of primary tactic modification: (1) Rational - writing objectives for all 16 tertiaries in the logical arrangement as they appear on the title page of the primary tactic book; (2) Sequential - writing procedures and choosing supplementaries in the order that the tertiaries appear in the Priorities Timeline. To circumvent or omit these steps fails to maintain the comprehensive focus of the tactical system.

The fulfillment of this Council is in the accomplishment of the task; i.e., in seeing concretions written onto cards and the future getting closer as the galaxy takes its longest step toward tactical actualization.



STEP 29 :

Break into local auxiliary units (groups of two) for the following procedures. The time allotted is based on a one unit per tactic rationale.

STUDY

ASSIGNED

TACTICS

Time = 5 min.

- a. Overall Image: Reflect on the operational picture of the primary tactic.
- b. Holding Paragraph: Scan.
- c. General Procedures: Scan.
- d. Tertiary Sentences: Scan.

STEP 30:

Continuing in local auxiliary units, project the tertiary objectives in the following manner after you have laid out all 16 in the order in which they appear on the front cover of the tactics books. This is a critical step in focusing tertiary objectives rationally into the one thrust of the primary tactic.

PROJECT

TERTIARY


OBJECTIVES

Time = 25 min.

- a. Relating Secondaries: Note how the tertiaries relate to the primary through the secondary tactic level.
- b. Reading Sub-Tactics: Look at the sub-tactics in terms of how they illuminate their respective tertiaries.
- c. Desired Impact: Decide the desired local impact for each tertiary. You may wish to use a form like this: In order to actualize (primary tactic objective) through (secondary tactic) we need to do (tertiary) by (tertiary objective).
- d. Primary Effect: Aim your tertiary objective accurately to deal with the Primary Contradiction as the objective is actualized.

TACTICAL ACTUALIZATION

QUARTERLY TACTICS
MODIFICATION



SELECTING PROCEDURES
AND SUPPLEMENTARIES

TACTICAL ACTUALIZATION											
I.			J.			K.			L.		
						31	32	33			

PROCEDURE OBJECTIVE

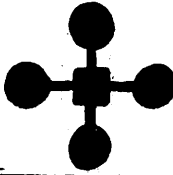
To create procedures and to select supplementaries that will contribute most effectively to the accomplishment of the tertiary strategic objective.

PROCEDURE K : Selecting Procedures and Supplementaries		
STEP 31	STEP 32	STEP 33
Study Implementing Procedures	Create Procedural Forms	Select Appropriate Supplementaries
Local Auxiliary Units	Local Auxiliary Units	Local Auxiliary Units
240 MIN (4 hours)		

NOTES: Total time is 4 hours. The time rationale is based on three units at 37 minutes per primary tactic.

INSTRUMENTS:

<p>STEP 31 :</p> <p>STUDY</p> <p>IMPLEMENTING</p> <p>PROCEDURES</p> <p>Time = 5 min.</p>	<p>Continue to work in local auxiliary units and proceed as follows:</p> <ol style="list-style-type: none"> a. <u>Reading Procedures</u>: Scan the tertiary procedures for the assigned primary tactic. b. <u>Possibilities Spin</u>: reflect on one or two possible procedures. c. <u>Imagining Concretions</u>: Get a picture in mind of actual activities taking place. d. <u>Local Application</u>: sharpen your focus to a specific situation within your local church. <p>At this point it is critical that you <u>lay all 16 card out in the sequence in which they appear in the priorities document.</u> After having written objectives from the rational standpoint you will be able to focus the tertiaries in accomplishing the primary tactic objective through their chronological journey as one thrust. This applies even to tertiaries which may extend beyond the upcoming quarter.</p>
--	---



STEP 32 :

CREATE

PROCEDURAL

FORMS

Time = 16 min.

a. Sequential Arrangement:

Note how the thrust of the primary tactic is aimed in the order in which the tertiaries appear.

b. Possibilities Discussion:

Spin on various procedural options afforded by the sequence of the tertiary objectives in relation to the primary tactic C/SO.

c. Envisioning Thrust:

Concretize your vision of the one thrust embodied in the tertiaries by imaging specific activities going on.

d. Writing Procedures:

Articulate the procedural forms and the tertiaries as the vehicle through which the primary tactic objective can be accomplished. Finally write the procedures on the the appropriate tertiary cards.

STEP 33 :

SELECT

APPROPRIATE

SUPPLEMEN-
TARIES

Time = 16 min.

With the cards still in sequential arrangement before you, proceed as follows:

a. Supplementaries Scan:

Note the 16 supplementaries listed for each tertiary tactics.

b. Possibilities Discussion:


Spin on the supplementaries appropriate to your objectives and procedures in relation to your local situation.

c. Supplementaries Selection:

Choose 3 or more supplementaries for each tertiary.

d. Recording Data:

Write the supplementaries on the appropriate tertiary cards.

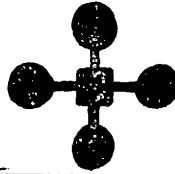


TACTICAL ACTUALIZATION											
I.			J.			K.			L.		
									34	35	36

PROCEDURE OBJECTIVE
To focus the chosen supplementaries and procedures on the Primary Tactic Contradiction/Strategic Objective.

PROCEDURE L : Focusing Tactic Thrust		
STEP 34	STEP 35	STEP 36
Arrange Tertiaries' Timeflow	Image Tertiaries' Journey	Orchestrate Quarter's Thrust
Local Auxiliary Units	Local Auxiliary Units	Local Auxiliary Units
120 Minutes		




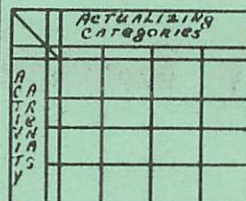


<p>STEP 34 :</p> <p>ARRANGE TERTIARIES' TIMEFLOW</p> <p>Time = 5 min.</p>	<p>Lay out the 16 tertiary cards in the sequence that they will appear over the weeks of actualization.</p> <ol style="list-style-type: none"> a. <u>Weekly Sequence</u>: Note the actual timeflow of the tertiaries throughout the quarter and beyond if necessary. b. <u>Clusters Observation</u>: Note where tertiaries appear singly and in clusters. c. <u>Noting Timeflow</u>: Begin to image the thrust of the primary tactic according to the tertiaries' arrangement. d. <u>Images Discussion</u>: Spin on the images that come to mind as you look at the tertiaries.
---	---

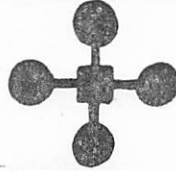


<p>STEP 35 :</p> <p>IMAGE</p> <p>TERTIARIES'</p> <p>JOURNEY</p> <p>Time = 5 min.</p>	<ol style="list-style-type: none"> a. <u>Sequential Movement</u>: Image the dramatic movement of 16 tactical actions accomplishing one thrust. b. <u>Weaving Together</u>: Be sure to include all the tertiaries in your spin. c. <u>Journey Story</u>: Create a simple story for the actualization of the primary tactic. d. <u>Tactic Accomplishment</u>: State just what you see this tactic out to do in your local situation.
<p>STEP 36:</p> <p>ORCHESTRATE</p> <p>QUARTER'S</p> <p>THRUST</p> <p>Time = 10 min.</p>	<ol style="list-style-type: none"> a. <u>Story Rehearsal</u>: Re-tell your primary tactic story to ensure being able to communicate it to other local auxiliary colleagues. b. <u>Thrust Orchestration</u>: Examine your story for variety of activity, rhythm and intensity in accomplishing the primary tactic objective. c. <u>Supplementaries Review</u>: Are the supplementaries appropriate to the overall task? If not, make additions and/or deletions as necessary. d. <u>Final Polish</u>: Determine whether your total tertiary modification will be clear and concise to other local auxiliary colleagues and polish where needed. <p>When the work is finished, each unit should report to its local auxiliary for planning a brief report to the total galaxy.</p> <p>The total galaxy meets together for reports and symbolizing the completed work with a song, ritual or other appropriate form.</p>
<p>PREPARATION</p> <p>FOR</p> <p>THE</p> <p>NEXT</p> <p>MOVEMENT</p>	<p>This completes the third movement toward tactical actualization. In order to be ready for Weekly Tactical Modification, the Warboard should be completed with all tertiaries mounted in their respective weekly columns. In addition, instruments such as local calendars of activities and materials for battleplanning should be brought to the weekly sodality.</p>

Weekly Tactical Modification

Weekly Tactical Modification

WEEKLY TACTICAL MODIFICATION SODALITY					
Prelude	Reviewing Objectives	Selecting Occasions	Building Battleplans	Implementing Design	Postlude
					
	10 minutes	10 minutes	45 minutes	30 minutes	
	37. Rehearse System's C/SO's	40. Brainstorm Appropriate Occasions	43. Assign Given Tertiaries	46. Select Necessary Tools	
	38. Review Tertiaries' Objectives	41. Evaluate Key Possibilit's	44. Create 4 x 4 Battleplan	47. Timeline Specific Assignments	
	39. Consense Actualiza'n Vision	42. Choose Opportune Events	45. Consense Designed Battleplans	48. Symbolize Week's Activity	



The final movement in the method of tactical actualization necessary to forge the priorities timeline of the tactical system into the timeline for action in the local church is that of Weekly Battleplanning for Tertiary Tactics. This takes place in the Tuesday night Sodality Meeting and is the means by which each tertiary's actualization is battleplanned and the actual timeline and assignments of the local auxiliary are determined.

This task is divided into four basic procedures:

- (M) Reviewing the Tertiary Objectives:
Recreation of the vision of what the tactics for that week are out to do and how they shall be actualized;
- (N) Selecting Local Occasions:
Previewing and choosing the contexts in the local situation within which actualization shall take place;
- (O) Building the Actualization Battleplan:
Specifying the design for actualization through battleplanning; and
- (P) Implementing the Battleplan Design:
Creating the week's timeline, making all necessary assignments in the local auxiliary and symbolizing the week's journey.

Such modification is thus out to make all the doing of the coming week one thrust. Or, to put it another way, such modification particularizes all the former work of the Week II Councils on Strategic Objectives and Contradictions on Primary Tactic Modification and pulls together the minute aspects of the tactics for the coming week into one common thrust of actualization.

TACTICAL ACTUALIZATION

WEEKLY TACTICAL MODIFICATION

WEEKLY BATTLEPLAN
FOR TERTIARY TACTICS


VII. WEEKLY ACTUALIZATION

VIII. TERTIARY DESIGN

M. Reviewing Tertiary Objectives			N. Selecting Local Occasions			O. Building Actualization Battleplan			P. Implementing Battleplan Design		
37. Rehearse System's C/SO's	38. Review Tertiaries' Objectives	39. Consense: Actualization Vision	40. Brainstorm Appropriate Occasions	41. Evaluate Key Possibilities	42. Choose Opportune Events	43. Assign Given Tertiaries	44. Create 4 x 4 Battleplan	45. Consense Battleplan Design	46. Select Necessary Tools	47. Timeline Specific Assignments	48. Symbolize Week's Activity
a. Brood Method	a. Assign Tertiaries	a. Supplement'ies Aim	a. Scheduled Events	a. Accessibility Ease	a. Tertiary Naming	a. Occasions Potential	a. Supplement'ies Analysis	a. 4 x 4 Presentations	a. Listing Procedures	a. Troop Availability	a. Art Form
b. Rehearse C/SO's	b. Examine Tertiaries	b. Envision Possibilities	b. Special Occasions	b. People Affected	b. Tertiary Objectives	b. Occasion Impact	b. C/SO Focus	b. Objectives Accomplish'm't	b. Imaging Steps	b. Stated Occasions	b. Holding Story
c. Outline Task	c. Review Supplement'ies	c. Critique Possibilities	c. Image Possibilities	c. Depth Impact	c. Occasion Relation	c. Contradiction Relations	c. Activity Arenas	c. Contextual Appropriat'ess	c. Determining Instruments	c. Timeline Coordination	c. Spiritizing Ritual
d. Explain Method	d. Supplementary Effectiveness	d. Consense Vision	d. Prioritize Opportunities	d. Positive/ Negative Effects	d. Appropriate Occasions	d. Tertiary Assignment	d. Actualizing Categories	d. Consensed Design	d. Creating Timeline	d. Troops Assignment	d. Symbolic Image

TACTICAL ACTUALIZATION

WEEKLY TACTICAL
MODIFICATION



REVIEWING
TERTIARY
OBJECTIVES

TACTICAL ACTUALIZATION			
M.	N.	O.	P.
37	38	39	

PROCEDURE OBJECTIVE
To recreate the comprehensive vision in order to do each set of weekly tertiary actualizations as the continuation of the total system's total thrust re: the local C/SO's

PROCEDURE M : Reviewing Tertiary Objectives

STEP 37	STEP 38	STEP 39
Rehearse Systems C/SO's	Review Tertiaries' Objectives	Consense Actualization Vision
Local Auxiliary 3 MIN	Local Auxiliary Units 6 MIN	Local Auxiliary 6 MIN

NOTES:


INSTRUMENTS: Warboard

STEP 37:

REHEARSE
SYSTEMS
C/SO's

Weekly tertiary Actualization battleplans are built on the basis of proceeding from the comprehensive to the particular by beginning in the local Auxiliaries with one member assigned to give a lecturette as follows:

- a. Brood Method:
Re-image the process of T/A within the systems context.
- b. Rehearse C/SO's:
Walk through the Systems C/SO's and relate the tertiaries to the Primary Tactic, Sub-Complex, Complex and system levels.
- c. Outline Task:
Lay out the session timeline and work objectives.
- d. Explain Method:
Clarify and concretize the group task.



STEP 38:

Before breaking into local auxiliary units:

- a. Assign tertiaries: to be reviewed by each unit.

REVIEW

Each unit then proceeds to:

TERTIARIES'

- b. Examine tertiaries:

OBJECTIVES

Look at the tertiaries and ask the question of the objective: "How does this tertiary's previously stated objective deal adequately with the primary tactic's quarterly contradiction?"

- c. Review Supplementaries:

Examine, spin and review supplementary decisions previously made.

- d. Supplementaries Effectiveness:

Should modifications be made to more closely relate this tertiary to the thrust of the other tertiaries of the same system for this week?

STEP 39:

Still in local auxiliary units:

- a. Supplementaries aim:

Ask what the chosen supplementaries are out to do.

CONSENSE

- b. Envision Possibilities:

Brainstorm visions of actualization for each tertiary for the week.

ACTUALIZATION

- c. Critique Possibilities:

Relate the actualization possibilities to the most impacting opportunities.

VISION


Reconvene as a total local auxiliary and —

- d. Consense Vision:

Consense on the vision of actualization for each tertiary. The image of actualization should always be created prior to previewing the occasions for actualization.

TACTICAL ACTUALIZATION

WEEKLY TACTICAL MODIFICATION



SELECTING LOCAL OCCASIONS

TACTICAL ACTUALIZATION											
M.			N.			O.			P.		
			40	41	42						

PROCEDURE OBJECTIVE

To look quickly at the week's opportunities for tactical actualization to evaluate appropriateness and choose adequate occasions to implement the week's tertiaries.

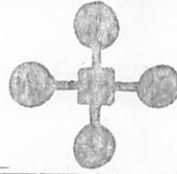
PROCEDURE N : Selecting Local Occasions

STEP 40	STEP 41	STEP 42
Brainstorm Appropriate Occasions	Evaluate Key Possibilities	Choose Opportune Events
Local Auxiliary	Local Auxiliary 10 Minutes	Local Auxiliary


NOTES:

INSTRUMENTS:

<p>STEP 40:</p> <p>BRAINSTORM</p> <p>APPROPRIATE</p> <p>OCCASIONS</p>	<p>Meeting as a local auxiliary</p> <p>a. <u>Scheduled Events:</u> Look at the regularly scheduled events relative to parish, congregation or cadre tactical actualization.</p> <p>b. <u>Special Occasions:</u> Consider all formal and informal happenings.</p> <p>c. <u>Image Possibilities:</u> Spin on the manner in which certain tertiaries may be actualized within given occasions.</p> <p>d. <u>Prioritize Opportunities:</u> Rank the occasions relative to their significant impact.</p> <p><u>Remember:</u> You are not bringing off programs or events. You are out to release spirit in the midst of the mundane and fulfill the strategic objectives by removing, circumventing or resolving the contradiction.</p>
---	--



<p>STEP 41:</p> <p>EVALUATE KEY POSSIBILITIES</p>	<p>Criteria for evaluating possible occasions are:</p> <ol style="list-style-type: none"> a. <u>Accessibility Ease:</u> How readily available are the occasions under consideration? b. <u>People Affected:</u> Reflect on the roles and relationships of the key persons involved. c. <u>Depth Impact:</u> Note the continuing effects and demanded follow-up of each occasion. d. <u>Positive/Negative Effects:</u> Evaluate the gifts and/or dangers inherent in the occasions.
<p>STEP 42 :</p> <p>CHOOSE OPPORTUNE EVENTS</p>	<p>Now you are ready to select the week's occasions for tertiary actualization.</p> <ol style="list-style-type: none"> a. <u>Tertiary Naming:</u> Designate an occasion for <u>each of the week's twelve tertiaries.</u>* b. <u>Tertiary Objectives:</u> Review the "spirit burst" the tertiary objectives are designed to catalyze. c. <u>Occasion Relation:</u> Ask what occasions would relate most helpfully toward accomplishing the tertiary objective. d. <u>Appropriate Occasion:</u> Assign the twelve tertiaries to the most appropriate occasions. <p>*SPECIAL NOTE: While grouping tertiaries is often appropriate and helpful, to assign more than three to any one occasion restricts the comprehensiveness required in tactical actualization</p>



TACTICAL ACTUALIZATION											
M.			N.			O.			P.		
						43	44	45			


PROCEDURE OBJECTIVE
To create a specific concrete design for actualizing the tertiaries of the week.

PROCEDURE 0 : Building Actualization Battleplan		
STEP 43	STEP 44	STEP 45
Assign Given Tertiaries	Create Four by Four Battleplan	Consense Battleplan Design
Local Auxiliary 5 MIN	Local Auxiliary Unit 30 MIN	Local Auxiliary 10 MIN

NOTES:

INSTRUMENTS: Warboard
Materials for
Battleplanning

<p>STEP 43 :</p> <p>ASSIGN GIVEN TERTIARIES</p>	<p>Before dispersing into local auxiliary units for building the actualization battleplans, the following criteria for battleplanning the tertiaries should be noted:</p> <ol style="list-style-type: none"> a. <u>Occasions Potential</u>: Explore all dimensions of the selected occasions relative to ways in which the tertiary may be actualized. b. <u>Occasion Impact</u>: Decide just what you are out to have happen. c. <u>Contradictions Relations</u>: Relate how the tertiary objective deals with the primary tactic contradiction at the selected occasions. d. <u>Tertiary Assignment</u>: Divide the tertiaries and occasions among the various units of the local auxiliary.
---	--



STEP 44 :

Methods used in creating the 4x4 battleplan are:

a. Supplementaries Analysis: review the supplementaries and procedures of the tertiary (or tertiaries) in the light of the occasion.

b. C/SO Focus: Note the point at which the objective deals with the primary tactic C/SO as it is actualized in the particular occasions.

c. Activity Arenas: What are the four arenas of activity that actualize "X,Y,Z," tertiaries at event "B"?

d. Actualizing Categories: What four kinds of activity will accomplish the objectives of these tertiaries? Do not make the points in the 4x4 sequential !

4x4 BATTLE PLAN

	<u>Actualizing Categories</u>		
<u>Activity Arenas</u>			

CREATE

FOUR BY FOUR

BATTLEPLAN

STEP 45 :

Reconvene as a total local auxiliary for:

a. 4x4 Presentations: Let each unit present a brief imaginal description of the proposed actualization.

b. Objectives accomplishment: State how the battleplan accomplishes the objectives.

c. Contextual Appropriateness: Show how the battleplans are appropriate to their respective occasions.

d. Consensed Design: Let someone in the auxiliary announce the consensus of the battleplans as presented or modified.


CONSENSE

BATTLEPLAN

DESIGN

TACTICAL ACTUALIZATION

WEEKLY TACTICAL
MODIFICATION



IMPLEMENTING
BATTLEPLAN
DESIGN

TACTICAL ACTUALIZATION			
M.	N.	O.	P.
			48 47 48

PROCEDURE OBJECTIVE
To take the 4x4 designed battle-plans and push them to the practical and symbolic steps of timelining and making the assignments.

PROCEDURE P Implementing Battleplan Design		
STEP 46	STEP 47	STEP 48
Select Necessary Tools	Timeline Specific Assignment	Symbolize Week's Activity
Local Auxiliary 10MIN	Local Auxiliary 10MIN	Local Auxiliary 10MIN

NOTES:

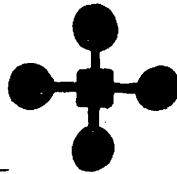
INSTRUMENTS: Weekly Calendar
Assignment Sheet

STEP 46:

SELECT
NECESSARY
TOOLS

Working as a total local auxiliary implement the battle-plans' designs by:

- a. Listing Procedures:
Get out all procedures to be initiated in actualization.
- b. Imaging Steps:
Push the procedures to the practical steps necessary.
- c. Determining Instruments:
Make provision for needed materials and supplies.
- d. Creating Timeline:
Put all activities on the common timeline for the week ahead.



STEP 47 :

Make specific assignments for each activity in relation to:

a. Troop Availability:

Remember: All time is the Lord's time!

b. Stated Occasions:

Make sure someone will be there at all selected occasions, even if an emergency substitute must be arranged.

c. Timeline Coordination:

The key is to mesh the several battleplan timelines into one thrust for the week as a corporate body.

d. Troops Assignment:

Make sure all details are cared for, and that each person is clear on what he is expected to do.

Remember: All time is assigned time!

TIMELINE

SPECIFIC

ASSIGN-
MENTS

STEP 48:

Critical to the execution of tactical actualization is the spiritizing symbolic activity by which the presence of the Word in history is rehearsed imaginally. Therefore to complete weekly tactical modification:

a. Art Form

the week ahead.

b. Holding Story:

Create a simple story around the tactical thrust for the coming week.

c. Spiritizing Ritual:

Create or rehearse a ritual setting forth the spiritizing to be released.

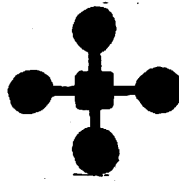
d. Symbolic Image:

Choose or create a symbol or image holding the meaning of what you are out to accomplish this week.

SYMBOLIZE


WEEK'S

ACTIVITY



Complex A,B,C		COMPLEX -- Indicated by <u>card</u> color					
		III Green	IV Yellow	I Blue	II White	V Pink	VI Salmon
SUB-COMPLEX -- Indicated by <u>stripe</u> color A) Knowing, B) Doing, C) Being	A 1	Tactic 2	Tactic 10	15	20	29	32
	Blue	(1)	(1)	(1)	(3)	(2)	(3)
	A 2	7	8	14	21	30	33
	Turq	(2)	(1)	(1)	(1)	(2)	(2)
	A 3	4	9	16	18	25	27 27
	Green	(3)	(2)	(1)	(1)	(2)	(2)
	B 1	5	1	17	13	28	26
	Black	(1)	(1)	(2)	(1)	(3)	(2)
	B 2	6	11	19	22	31	34
	W/O	(1)	(1)	(3)	(3)	(3)	(3)
C 1	3	12	23	24	35	36	
Red	(1)	(2)	(2)	(3)	(3)	(4)	

(1) Quarter 1, (2) Quarter 2, (3) Quarter 3, (4) Quarter 4 [First tertiary comes up]



Below is the design for the front and back of the tactical actualization cards to be placed on the war board. The color code rationale designates a different colored card for each complex of the tactical system and a different colored stripe for each subcomplex of a system. Thus the week by week flow of the tactics can be seen visually. The front of the card includes spaces for the numbers and names of primary, secondary and tertiary tactics (P. T., S. T., and T. T., respectively); a space for the tertiary tactic name to be written in larger letters; and spaces for the year, quarter and week in which the tertiary is to be actualized. Below the line are spaces for the primary contradiction, the primary objective, the tertiary objective, the procedures and the chosen subtactics and supplementaries.

The back of each card is a form for accountability for actualization of the tertiary and its ongoing sustenance. The accountability is actual: Was the tertiary actualized, Yes or No (not "I tried")? Name the actual occasion in which the tertiary was actualized. Describe briefly the spirit happening that was triggered or evoked. What are the concrete signs that say to you it actually happened? What must be done in the future to keep the tertiary spinning and doing its job?

Occasion cards as the one on the right are placed above the column of T/A cards for a given week to show the events at which the Local Auxiliary has decided to actualize the tertiaries for the week. They should be in three colors, for parish, congregation and cadre respectively.

CARDS DESIGN

(T/A CARD FRONT)			OCCASION CARD	
P.T. _____ S.T. _____ T.T. _____	Name of Tertiary	Yr. _____ Qtr. _____ Wk. _____		
Pr. Contr.	Proced.			
Prim. F/O	Sub-tact.	Supplementary		
Tert. Obj.				
colored stripe				
(T/A CARD BACK)				
P.T. _____ T.T. _____	Name of Tertiary			
T.T. Actualized: Name occasion where Tertiary Actualized	Signs of Effectiveness			
Description of Happening	Future Demand:			

TACTICAL ACTUALIZATION

QUARTER ONE TERTIARIES

SYST	COMP	SUB-COMP	Tact / Wk	1	2	3	4	5	6
C A D R E	III INTERN DISCIP	INTENS. TRAINING	2				19 Spirit Movement 20 Local Church 21 Minor Catechism 27 Symbolic Ground	22 Common Vision 32 Movement Engagement	23 Operating Meth. 24 Background Stu. 25 Corporate Polity 29 Leadership Prac.
		CADRE ORGANIZA.	5	73 Primal Liturgies 74 Corp. Rituals 75 Common Symbols 76 Cadre Celebration	69 Common Mission 70 Meeting Structures 77 Corp. Discipline 78 Common Study 79 Life Together	65 Corp. Vision 66 Co-ord. Domestic 67 Inter-fam models 68 Contextual Reltn 71 Polity: Principle 72 Operating Dyn. 80 Missional Style			
		NEW FAMILY	3					42 Worship Life	
C O N G R E G A T I O N	I EMERG GENERA.	RISING GENERAT.	16				246 Training Construct		245 Staff Enlist. 247 Corp. Stance 248 Cov't Disc.
		II ESTAB GENERA.	ADULT RE-ED	18			276 Inf. Commun. 281 Specific Strateg. 283 Ind. Enlist.	273 Presenta. Research 274 Cont. Propagation 275 Spec. Presenta. 282 Saturat. Publicity 284 Rec. Follow-up	279 Publicity Construct 280 Recruiter Teams
	21					323 Meeting Format 324 Corp. Style 331 Prog. Penetration 334 Comm. Celebra.	321 Visual Media 333 Miss. Entertain. 335 Coop. Work 336 Coop. Exper.	322 Space Design 325 Short Courses 330 Strat. Visit. 332 Indiv. Cult.	327 Listing Service 328 Prog. Reading 329 Tactical Sermonizing
		CONG. FORM	13	194 Corp. Worship 201 Lit. Time 203 Primary Symbols 204 2nd Symbols 205 Rit. Meals 206 Collegial Rituals 207 Family Rituals 208 Ind. Rituals	193 Lit. Awakening 195 Exp. Services 196 Miss. Eucharist 197 Wedding Ceremon. 198 Funeral Service 199 Passage Rites 202 Lit. Space	200 Extended Ordination			

TACTICAL ACTUALIZATION

QUARTER ONE TERTIARIES

SYS	COMP	SUB-COMP	Fact Wk	7	8	9	10	11	12	
C A D R E	INTERN. DISCIP.	INTENSI TRAIN.	2	18 Religion's Function 26 Common Life 28 Mtg. Dynamic	17 Today's World 31 Religious House		30 Pastoral Prowess			
		CADRE ORGANIZ.	6			90 Vision Devel.	85 Leadership Assign. 87 Spirit Fellowship		89 Common Worship 91 Pervasive Decor	
		NEW FAMILY	3		36 Re-exp. Family 44 Family Style	35 Youth Engagement 41 Trad. Celebration	33 Female Awaken 34 Male Address 37 Write Constitu. 40 Miss. Plan 43 Home Decor	38 Weekly Meeting 39 Family Patterns 48 Civilizat. Roles		
	EXTERN. MISSION	WORLD MISSION	8							113 Course Selection
			10		145 Concrete Vision	147 Common Disc. 148 Symbolic Style	150 Course Recruit.	151 Course Enable.	146 Edge Participa. 154 Continental Involvement	
		LOCAL MINISTRY	1	10 Exp. Liturgies 11 Creating Patterns 16 Teaching Liturgies	13 Cadre Partici.	9 Sunday Worship 12 Building Rituals 15 Signal Exp.	14 Cong. Leadership	7 Cong. Services		
			11	169 Exp. Structures	170 Ldrship Roles 171 Cong. Care 172 Cong. Involve.	165 Scheduled Courses			168 Theological Grounding	
	C O N G R E G A T I O N	EMERG. GENERA.	RISING GENERA.	14	223 Family Cooperat. 224 Pupil Engage.	221 Comm. Ground. 222 Church Connections			217 Cooperating Facilities	219 School Admin. 220 Plant Manage.
				15			230 Trng. Construct	231 Corp. Stance	232 Cevt. Discipline 237 Fam. Programm	229 Staff Assign.
16						241 Program Rationale 243 Ed. Methods	242 Curriculum Formats	244 Research Net 240 Functnl Equipment 250 Operating Fac. 251 Admin. Patterns		
ESTAB. GENERA.		ADULT RE-ED	18	277 Inclusive Models 278 Course Planning 285 Child Care					286 Domestic Serv. 287 Personal Asst. 288 Financial Aid	
			21		326 Parish Publications					

TACTICAL ACTUALIZATION

QUARTER TWO TERTIARIES

SYST	COMP	SUB COMP	TACT	WK	1	2	3	4	5	6
C A D E	Schooling in Internal Discipline	Intensive Training	7			109 symbols creatn	110 model building 112 corporate discip. 111 methods	101 seminary study		89 internal trng 108 cogtemp. pursuits 104 intellectl journey
		Training Cadre Organization	6	88 internal meals	86 shared enablemnt 82 creating dynamics 82 celeb. plan	81 preliminary prep. 84 planning dynamics	84 youth cadre	93 evaluatn practice 83 plannng practices	85 quarterly construct	
		New Family	3		46 cadre covenant	47 global movmnt	45 family plan			
	Training in External Mission	World Mission	10	151 course enab. 149 course plan.	153 reg. participation 156 global style 155 intern. assign.				157 financel extenstn 159 consult. work 138 research program 160 special contacts	
			8				116 seminary particip.	115 indiv. study		
			9					135 house consultn	133 extended rule	
		Local Ministry	11	166 study program	167 theor. method.	176 monk for a month 173 plan. retreats	174 spirit odyssey	175 college structre		
			1	8 cadre offices			3 short courses	6 family worship 2 practcl understndg	4 religious rites	
		New Style	12				190 intentional		182 indiv. address	
	C O N G R E G A T I O N	Preparing The Emerging Church	Rising Generation	15	239 council endorsmnt 240 pupil engage. 238 cong enable.	209 school construct 210 curric. approp. 215 corp. action				
				16	252 fiscal relatns		256 pupil engagemnt	255 council endorse. 254 cong enablement 253 family programng		
				14	218 functnl equip. 211 extra-forml methods	269 school construct 210 curric. approp. 215 corp. action	212 research network 213 staff procurmnt	216 covenantal disc	214 traing construct	
P A R I S :	Preparing for Community Reform	Parish Extension	30	465 basic context		466 power locatoin	480 community particb.		470 elders enable. 473 yth. engagement 474 internal entertain. 486 future visioning 470 instant curriculum	

TACTICAL ACTUALIZATION

QUARTER TWO TERTIARIES

SYST	COMP	SUB COMP	TAC/WK	7	8	9	10	11	12
C A D R E	Schooling In Internal Discipline	Intensive Training	7	96 plan. follow-up	103 indiv. readngs		108 movs. formula.	105 family training	106 cadre leadership 97 academic plan
		Cadre Organization	6						
	Training in External Mission	World Mission	8	114 Religious Study	125 Time deisgn 128 teaching evaluatn	117 guild engagement 118 methods practics		122 Corp. engagemnt 127 style impression	119 supplmnty trng.
			9	143 personal style	134 model exchange 136 regional involmmt	129 initial engagmnt	140 miss'n partnrshp 137 collegial dev. 132 style training 141 study formulatn	131 symbolic life 142 community image	
		Local Ministry	1	5 indiv. devotions	1 formal studies				
New Style	12	191 corporate sign 189 commun. deploy.		158 guild planning	180 social change	181 parish delineatn	178 guru prowess 183 soc. planning 179 corp. skill		
C O N G R E G	Prepar- ing the Emerging Church	Rising Generation	15	227 spirit methods 225 prog. rationale				226 collegial format 235 admin. patterns	22 search netwrk
		Emerging Generation	17				261 mini ecclesiola		
		New Generation	23				362 adv. trng. 363 miss'n engage.	304 special programs	357 college life
P A R I S H	Preparing for Community Reform- ulation	Parish Extansion	30	477 global expansion 472 direct penetration	471 compre. publicity 467 symbolic complex	475 comm. celeb. 479 family life 478 time design	469 community struct.		
			25			357 comm. celeb.		399 social occasns	
			29					404 community celeb	
		Community Development	33	516 anal. problemat 520 indiv. impact	519 informal groups 526 recruit. program 514 community story 528 penst. construct	513 geo-soc. grid 518 hier. circles 525 group select.	513 reprogramng struct. 527 guild follow-up	517 formal gatherings	
			27				420 leadrshp potent.		
		Human Care	26			415 educat. struct.			413 establishmnt engage. 414 family units 411 intentnl trng

TACTICAL ACTUALIZATION

QUARTER THREE TERTIARIES

RATIONAL COMPLEX		TAGTIC	Week 7	Week 8	Week 9	Week 10	Week 11	Week 12
C A D R E	Schooling in Internal Discipline	4 Spirit Odyssey			59 Spiritual Journeys	53 Transfig. Relations 52 Total Involvement		51 College Reflection 54 Impacting Designs 56 Religious Practice
	Training in External Mission	12 Parish Sign	182 Workshop Methods			184 Programming method		
C O N G R E G I A T I O N	Preparing the Emerging Church	17 Elementary Jets	270 Admin. Practices 258 Curric. Developmt		260 Research Network	265 Intentional Holiday		259 Staff Procedures
		19 Jr. High Jets	295 Missional Action 296 Youth Participation 293 Social Celebration	289 Program Frame 294 Intellectual Deve.	302 Staff Administratn		303 Curriculum Develp.	
		23 Youth Culture	367 External Relations 354 Radical Education 368 Research Network	366 Program Administr.				
I M P A C T I N G T H E E X I S T I N G C H U R C H	Impacting the Existing Church	20 Image Expansion		305 Redesigning Leisure				306 Youth Opportun's
		22 Polity Board				345 Liberating Operation 347 Indirent Training 348 Indiv. Cultivation	337 Redevelopmt Board	346 Crash Re-education
		24 House Church		373 Continuing Educ'n	369 Congregn'l Ministry		370 Parish Leadership	
P A R I S H	Building the Contextual Re-education	25 Lit Extension		400 Community Mtgs.	398 Parish Symbolizatn.		395 Time Recreation 385 Extended Liturgy 387 Re-signify Celebratn.	396 Space Re-design
		29 Comm. Identiv	457 Symbols		462 Work Days	458 Visual Art 454 Cultural Events	460 Community Rituals	451 History Re-interpr.
		31 Adult Recruit.				489 Inform'n Dissemin.	491 Course Enlistmt	482 Data Research
		28 Youth Recruitmt				445 Recruitmt Followup		438 Indiv Encounter
		35 Vocational Seminar					545 World Situation	546 Primary Contrad'n
P R E P A R I N G F O R C O M M U N I T Y R E F O R M U L A T I O N	Preparing for Community Reformulation	27 Comm. Care		432 Leadership Intensification	430 Community Coordination		419 Parish Survey	
		26 Gener. Bridging	412 Corporate Work	404 Recruitment Plan	401 Youth Analysis			
		32 Woman Forum	501 Contextual Foundation	508 Vocational Structuring	506 Family Reconstrutn 497 Research Network 498 Permeation Locale 507 Leadership Develp.	502 Mindset Expansion	504 Reprogramming Format 500 Group Creation	511 Internal Stance
		34 Social Justice		540 Strategic Progrm'g				

TACTICAL ACTUALIZATION

QUARTER FOUR TERTIARIES

	RATIONAL COMPLEX	TACTIC	Week 1	Week 2	Week 3	Week 4	Week 5	Week 6	
C A D	Schooling in Internal Discipline	4 Spirit Odyssey		55 Corporate Living 61 Practical arrngmt 57 Spiritual Solitry	64 Follow-up plans	60 Corporate solitry	63 Program evaluatn		
	C O N G R E G A T I O N	Preparing the Emerging Church	17 Elementary Jets	257 Program Design					
19 Jr.High Jets				301 Logical Constructs					
23 Youth Culture					365 Management contrl	360 Holiday dynamic 358 Congregation Reltn			
C O N G R E G A T I O N	Impacting the Existing Church	20 Image Expansion	308 Foreign Exposure		307 Vocational Extensn		311 Programming files	309 Data collection 312 Practical Manuals	
		22 Polity Board	249 Covenantng Com'ity 341 Convocation formats 338 Data Gathering 352 Planning Board		351 External Mission 342 Controlling models 343 orporate methods 339 Program Diagnosis	350 Interior Life			
		24 House Church	278 Family reconstructn 374 Group Study	375 Pedagogy Involment 372 Global churchmanshp 371 Movement involmt		380 Common Enablemt 383 Celebratnal Dyn 377 Organiztnal Struc	379 Corporate operatn 376 Extra-formal study 381 Corporate Worship	384 Intentional Sym	
P A R I S H	Building the Contextual Re-education	25 Liturgical Extnsn			393 Selfconscious creation		390 confirmatn rites		
		35 Vocation Sem	547 Social carriage						
		28 Youth Recruitmt		437 Media Use	439 Group Enlistmt 436 Procedural formats	448 Movement involment		447 Cadre contact	
		29 Comm. Identity	455 Cultural Involment	452 Vision creation	461 Meeting format			450 Parish Delineatn	
		31 Adult Recruitmt	483 Symbol Expansion		487 Comprehensive Publ	482 Contextual analysis 484 Group impact	485 Recruitment Assistnc 488 Enlistmt method	482 Enablement struc	
		Preparing for Community Reformulation	32 Woman's Forum	499 Publicity Impact	509 Meeting forms	510 Child Care	512 Celebratnal Model		
			27 Community Care				421 Problemat creation		428 Leadership assignmt
			34 Social Justice		541 Entry Selection 539 Informational media		533 Global Analysis	538 Issues Study	536 Community mindset
			36 Pilot Guild						573 Guild Expansion

TACTICAL ACTUALIZATION

QUARTER FOUR TERTIARIES

			WEEK 7	WEEK 8	WEEK 9	WEEK 10	WEEK 11	WEEK 12
C A D	Internal Discipline	4 Spirit Odyssey		58 Spiritual corporates				
	I M P A C T I N G T H E E X I S T I N G C H U R C H	20 Image Expansion	310 Project formation	316 Missional dynamics 317 Corporate relations	315 Practical Facilities 320 Personal Assistance 324 Indirect Enlistment 313 Imaginal Promotion 318 Child care	319 Home Services		
		24 House Church		382 Spiritual nurture				
22 Polity Board		344 Comprehensive tools						
P A R I S H	B U I L D I N G T H E C O N T E X T U A L R E E D U C A T I O N	29 Comm. Identity	456 Verbal Participation	449 Edge research 463 Group tours		453 Educational Supplem		
		25 Liturgical Extn			391 Marriage Recovenant 389 Birth Re-symbolizatn		392 Death affirmation 388 Format reorientatn 386 Liturgical reform	
		28 Youth Recruitmt	435 Sociological grid	441 Basic Methods 434 Course planning	433 Context Setting	442 Practical operation	443 Personal assistance 444 Financial aid	
		31 Adult Recruitmt	486 Project selection	493 Course Assignment	494 Practical arrangment	495 Recruitment follow-u		
		35 Vocation Sem				552 Interchurch Contact 549 Occupational Listing 442 Duplication	550 Congregatnal Org. 553 Charting arenas 559 Parish engagement 558 Experiential Guild	555 Course staging 560 Continuing developmt 557 Possibilities explor 556 Practical enablemnt 554 Selective recruitment
	P R E P A R I N G C O M M U N I T Y R E F O R M U L A T I O N	27 Community Care	425 Entry Planning 422 Working model	424 Leadership training		427 Sustaining structure		426 Financial scheme
		26 Generatn bridging	407 Discipline develop 402 External situation		408 Practical methods			
		34 Social Justice	542 Corporate projects 544 Method sharing		534 Value systems		535 Power location 537 Symbol creation	
		36 Pilot Guild	574 Local impact	565 Basic cultivation 562 Parish Analysis	571 Leadership developmt	575 Discipline extension 566 Direct recruitment 564 Determining Arena 572 Corporate discipline	568 Follow-up Plans	576 Global development 576 Course Staging 563 Shaping story 569 Meeting Format 561 Master design 570 Developing Skills