

<u>CONTENTS</u>	<u>PAGE</u>
<u>Task:</u>	
Historical Perspective	1
Present Indicative	2
Practical Implementation	3
<u>Diagram:</u> Metro Cadre: Catalyzing Primal Community	4
<u>Phasing:</u>	
Context	5
Global Phasing Chart	6
N.A. Parish Designation Report	7-9
Phasing Method	10-12
<u>Circuiting:</u>	
Context	13-14
Prototype Circuit Chart	15
Screens	16
Circuit Report Form	17

HISTORICAL PERSPECTIVE

- History Over the past ten years, RS-1 and other impact tools have awakened metro colleagues to the need to meet together in various forms for various reasons. They met to continue study, to create and celebrate collegueship, decide course scheduling, recruitment, enablement, and followup; to participate in pedagogy training and in planning and visioning workshops. More recently, there was an emphasis on tactics to create Galaxies, Primal Community Experiments, and Social Demonstrations. Although many of these forms went out of existence, trained Iron Men and globally self-conscious people continue to understand themselves related to the Spirit Movement.
- Summer '74 The work of the Summer '74 Global Research Assembly was developed out of the insights about the forces of the Movement. Existing forces plus emerging colleagues needed new methods and forms for engagement in metro tasks. Therefore, both a 26-week timeline for the community guild and concrete recommendations for Metro Cadre formation were published for local use.
- Summer '75 This summer's Global Research Assembly once again assigned a task force to work on Metro Cadre. A questionnaire was sent out concerning the particular effectiveness of the 8 recommendations and the data on local Metro Cadre Activity. The 300 questionnaires returned reflected the intensified struggle encountered in building and engaging Metro Cadres during this past year. However, it is clear that without such struggle as well as our lucidity about the particular successes and failures, we would have no way of discerning the directions and edge concern for this year's further experimentation.
- Trends Several trends in current metro activity are emerging.
1.) Increased engagement occurs in specific tasks rather than in visioning and model building. 2.) There is on-going experimentation with a multiplicity of forms for engagement. 3.) Indicative Battleplanning has proven itself as a method for comprehensively implementing the task.
- Experimentation It is clear that our understanding of Metro Cadre is still undergoing a radical shift. Given the Global Movement's new emphasis on Global Community Forum and Social Demonstration, there should be an accompanying shift in the local strategies and tactics. Continuing experimentation with the form of the Metro Cadre and its relationships and particular functions in relation to to the global and local strategies is called for. There are no definitive statements or formulas for the local form of the Metro Cadre, only suggestions for the new directions for troop engagement and comprehensive task ordering and planning.

THE PRESENT INDICATIVE

Introduction	The shift to catalytic strategy has demanded a new response from local movement forces. No longer do static meeting constructs and organizational structures sustain the missional thrust. The local battleplan will determine the appropriate formats, symbolic life, study life, and internal discipline needed for the quarter. Although this document does not lay out a detailed tactical system, the task of the Metro Cadre is stated broadly in five arenas.
Eliciting Local Sponsorship	In order to reawaken primal community in each local situation, many forms of initial contact will be directed toward establishing relationships with existing structures. These contacts will be the initial impact toward catalyzing local citizens to engagement.
Awakening Local Man	As we expand our activity in local communities, we will be called to provide awakening tools such as Human Resurgence Mission, RS-1, LENS, and Global Community Forum in order to channel the resurgence in the local community.
Demonstra- ting Forms of Care	There must be forms which will offer awakened people the possibility of significant engagement in demonstrating their care within a comprehensive context. Opportunities to participate in staff consults, Global Demonstration, local model building, and Metro Circuit Rides will sustain continued engagement.
Forging Ongoing Expenditure	People can act out the depths of their care through quarterly structural assignment to task teams, battleplanning sessions, weekly responsibilities, leadership assignments, and task coordination.
Enabling Vocational Decision	Finally, there will be those who sense their freedom to radically give themselves to caring for the world. The Academy, Global Research Assembly, International Training Institute, and Religious House participation will be the forms of care that nurture and sustain "Those Who Care".

PRACTICAL IMPLEMENTATION

Engagement is the Edge

The Metro Cadre, through its corporate decision to continually awaken primal community, will be the vehicle by which local man will act out his care. The Metro Cadre is called to embody the many forms which offer men the possibility of continual engagement in giving form to the resurgence of our time. Standing as global presence in the midst of the local situation, the Metro Cadre is the key link which allows the global/local network to care effectively for every piece of geography.

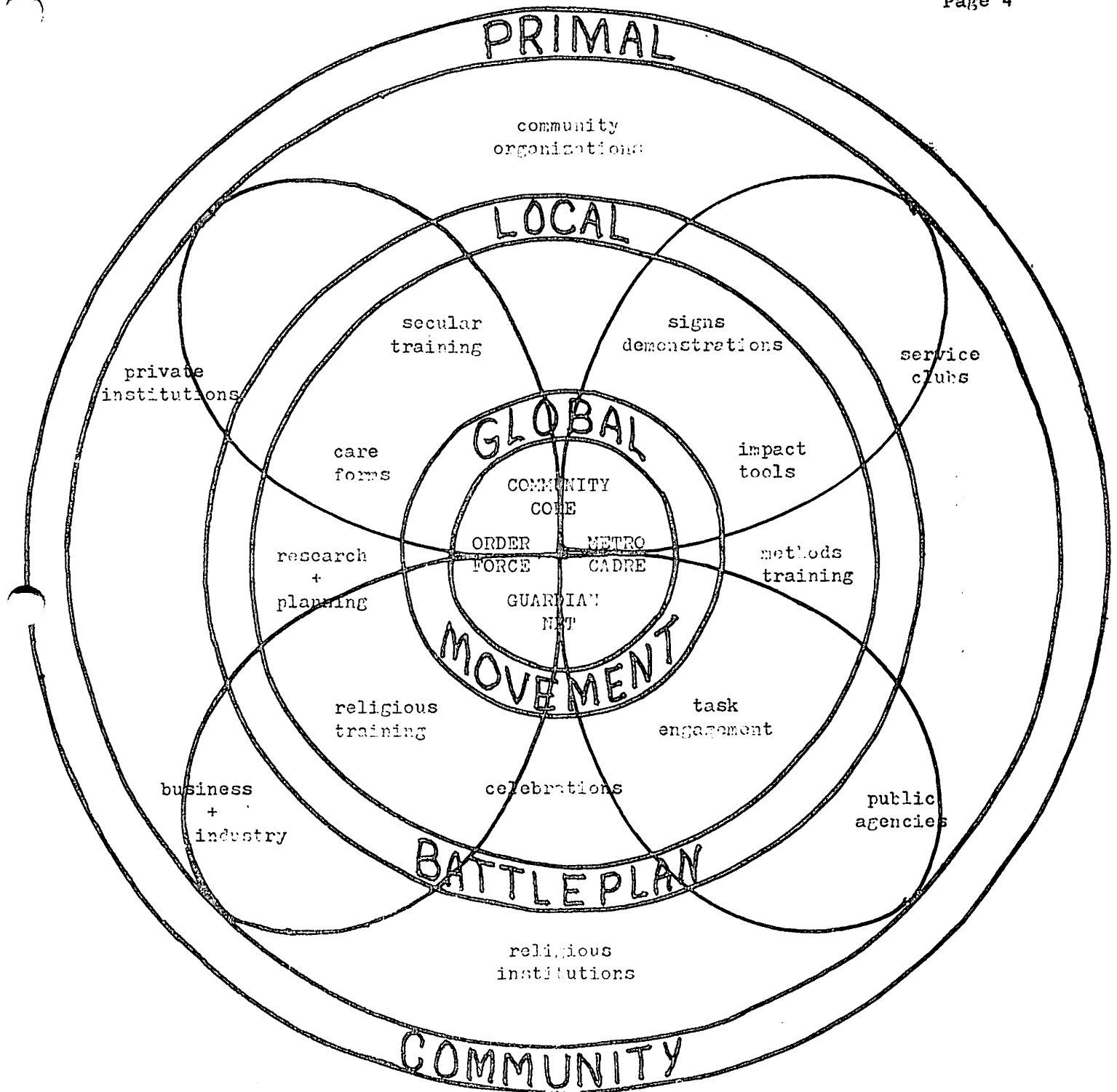
Circuits and Phasing

The two tools crucial to engaging Metro Cadres in the comprehensive task are circuits and phasing. The regular rhythm of the circuit is essential in sustaining the decision, discipline and global vision of the Metro Cadre insofar as it enables the continued participation in direct mission. Phasing is needed to enable the systematic catalyzing of primal community throughout the local geography, and finally the globe. Phasing allows the Metro Cadre to grasp its particular practical vision in the midst of global strategy, and to develop a battleplan to accomplish it. The Metro Cadre orders its local wisdom through Indicative Battleplanning, and assumes responsibility for tactical implementation.

Recommendations

This document lays out the procedural steps necessary to implement a strategic phasing of assigned geography. It contains the practical steps for implementing a global network of local circuits around each Religious House. Finally, this document lists the issues which the Spirit Movement must consider in relation to this implementation.

METRO CADRE - Recreating Primal Community



The dynamic of comprehensively caring for the local geography--Metro Cadre--is one of four dynamics that enable the recreation of primal community across the globe. Guardian Net is the dynamic of global establishment involved in informing and undergirding local care, while the Order Force dynamic operates as the global presence in local care and the Community Core dynamic establishes and relates channels for local forces in each region.

The above diagram is an imaginal way of holding the four dynamics/forms in relation to the battleplan implementation tools the forces call upon to catalyze existing community structures in recreating primal community.

Global
Phasing
Chart

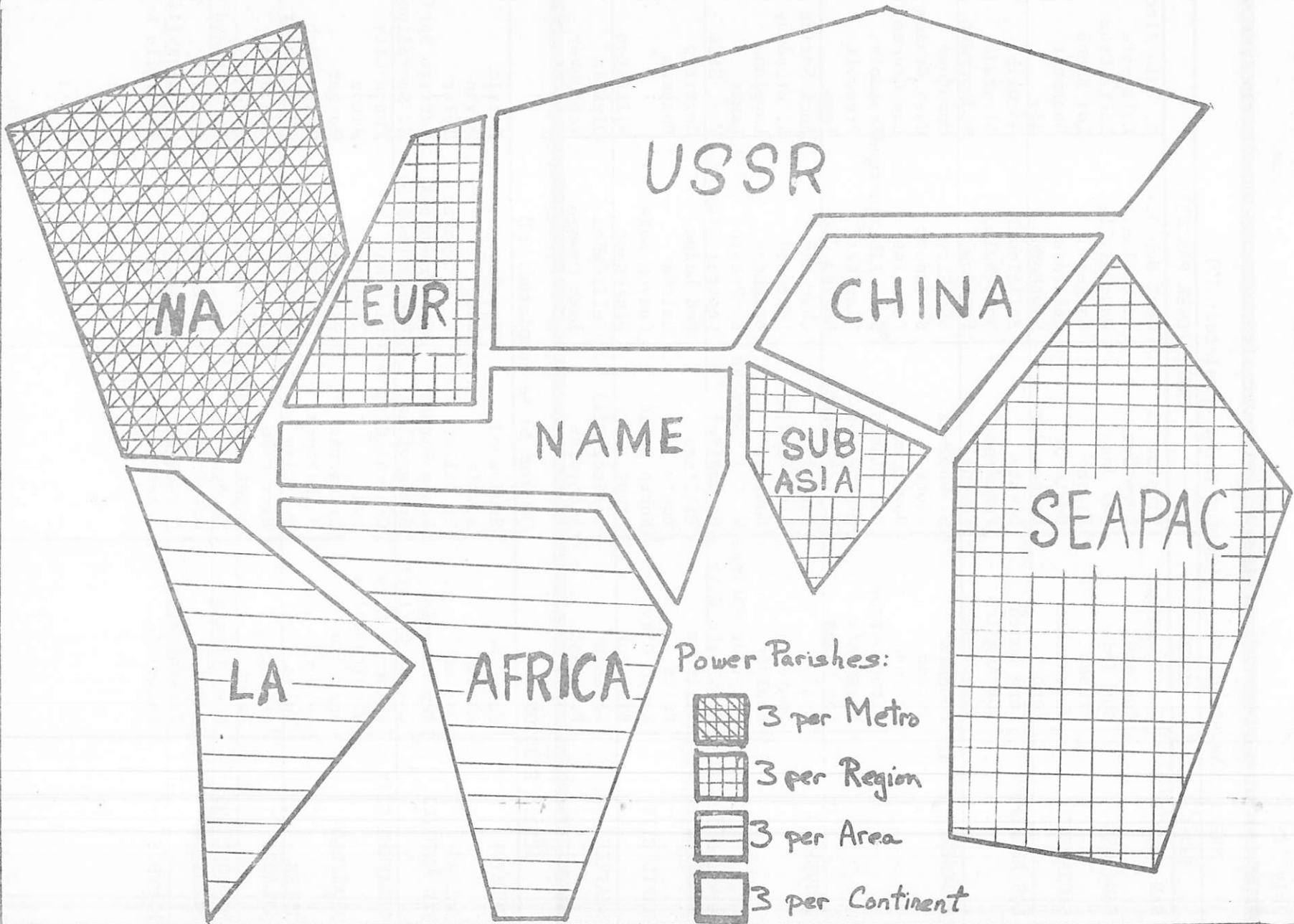
The Global Phasing Chart on the following page presents the Movemental strategy for the globe in catalyzing Primal Community. It articulates a serious response to the world's need for authentic community. It is a major statement of a practical vision out of which the metro cadre can create a battleplan for Continent, Area, Region and Metro. The four year timeline reflects differences in readiness for initiating Primal Community in each continent, based on a realistic appraisal of resources and troop strength.

North
American
Phasing
Chart

The Global Strategy has allowed the North American Continent to pioneer the method for creating the 4 year phasing of the practical vision. This includes naming three key parishes to catalyze nine others, to make a total of 12 Primal Communities per Metro by the end of four years. This naming and phasing has not been completed by all the Metros in North America, but is expected by the end of the Fall Quarter. The chart of the key North American parishes indicates the present state of the practical visioning.

Implementation
Method

The 4 year practical vision of the metro cadre is crucial to continuing engagement in the task. It is a practical vision at the local level in relation to a global strategy that gives significance to individual mundane expenditure. As such it is a key motivity tool. The 17 steps are a method for a Metro Cadre to create the practical vision. Two products result from using the method. One is an artform of the 12 named parishes and their cluster relationships. These are overlaid on a grid of the Metro. The other product is a 4 year phasing of the initiation of these 12 parishes. There is also an artform for wall decor.



AREA: SAN FRANCISCO (Metros to be completed: 10)

HOUSE	METRO	THREE POWER PARISHES		
SAN FRANCISCO	San Francisco Oakland	Mission Downtown	West Nob Hill S. Oakland	E. Palo Alto Lafayette
SAN JOSE	San Jose Fresno	San Jose Fresno	Watsonville Sanger	Santa Cruz Los Banos
SACRAMENTO	Sacramento Reno	Norte 5 Carson City	Oak Park Hawthorn	Dunsmuir Ely
LOS ANGELES	Long Beach Los Angeles Riverside	Downey Pasadena Pomona	Bellflower Montebello Fontana	Norwalk Alvarado Ridgecrest
PHOENIX	Phoenix Tucson El Paso Alburquerque Flagstaff Las Vegas	S. Phoenix Globe Downtown Los Alamos Window Rock N. Las Vegas	Sun City S. Tucson Portales S.W. Alburquerque Flagstaff Havusu City	Downtown Casa Grande Las Cruces Española Prescott Yuma
DENVER	Casper Denver Boulder Colorado Springs	Casper City Park W. Boulder W. Col. Springs	Cheyenne Lakewood Brighton E. Pueblo	Rock Spring S. Broadway Loveland Lamar
SALT LAKE CITY	Salt Lake City	N. Capitol	Central City	West Side
BILLINGS	Billings Butte	Billings Butte	Red Lodge Helena	Colstrip Bozeman
RAPID CITY	Rapid City Bismarck	North Rapid Minot	Canyon Lake Dickenson	Williston
SEATTLE	Seattle Portland	Capitol Hill Sunnyside	Bellingham Lake Oswego	Olympia Vancouver

AREA: HOUSTON (Metros to be completed: 20)

HOUSTON	Houston Austin	Studewood Austin	Beaumont Waco	Lufkin Bryan
DALLAS	Dallas	E. Dallas	E. Ft. Worth	Tyler
SAN ANTONIO	San Antonio Corpus Christi	Buena Vistas Brownsville	New Braunfels Mantam Oros 5	Carrizo Springs S. Shoreline 5
OKLAHOMA CITY	Oklahoma City Wichita Falls	Central City 5 Moa	El Reno Pioneer	Ponca City Altos
AMARILLO	Amarillo Lubbock	El Barrio N. Lubbock	Perryton Plainview	Borger Texas Tech
TULSA	Tulsa	N. Tulsa	Bartlesville	McAllister
ATLANTA	Atlanta Macon	East Lake Macon Crosskeys	Decatur Savannah	Ben Hill Augusta
NEW ORLEANS	New Orleans	Uptown	Desire	St. Bernard
MIAMI	Miami Jacksonville	Overtown Northside	Homestead Arlington	Opalaca W. Gainsville
MEMPHIS	Knoxville	Crossville	Knoxville S.	Knoxville N.

AREA: NEW YORK

(Metros to be completed: 3)

HOUSE	METRO	THREE POWER PARISHES		
NEW YORK	New York	Upper West Side	Delancey	Morrisania
BROOKLYN	White Plains	Track 5	Center City	Stamford 5
NEWARK	Brooklyn	Stapleton	Williamsburg	Flushing
	Garden City	Hempstead	Seatash	Riverhood
	Newark	The Hanovers	North Ward 5	Jersey City
	Poughkeepsie	New Burghy	Port Jervis	New City
BOSTON	Boston	Lawrence	Boston S. End	Quincy
	Providence	Providence	Fall River	Brockton
MANCHESTER	Worchester	Fitchburg	Lonett	Worchester
HARTFORD	Manchester	Manchester	Laconia	Portland
	Hartford	Hartf'd N. End	Hartf'd S. End	Springfield
	New Haven	Plainville	New Heaven	Bridge Port
ROCHESTER	Rochester	Southwest R.	Nortwest R.	Redwing
	Binghamton	Norwich	Endicott	Oxford
	Albany	Latham Circle	Albany S. End	South Troy
	Buffalo	Kenmore	East Aurora	Tonawanda
	Watertown	Watertown	Lake Placid	Massena
	Syracuse	Utica	Syracuse	Rome
PITTSBURGH	Pittsburgh	E. Liberty	Weirton	Butler
	Clarksburg	Clarksburg	Central City	West Elkins
	Charleston	Charleston	Beckely	Richwood
WASHINGTON	Washington	U. Street	Anacostia	Alexandria
BALTIMORE	Baltimore	S. Baltimore	Towson	Anapolis
	Hagerstown	Hagerstown	Winchester	Cumberland
RICHMOND	Norfolk	Central Parish	Prentis Park	Huntermville
	Roanoke	Fair	Rosemont	Fry Springs
	Richmond	Ashland	Boulevard	Midlothian
PHILADELPHIA	Allentown	Altertown	Doylestown	Yordley
	Trenton	Trenton	Trenton	Camdon
	Lancaster	Reading	Lebanon	Lauganville
	Harrisburg	Harrisburg	Camphill	Williamsport
	Scranton	N. Scranton	N. Wilkesbare	Carless Summit
	Philadelphia	Germantown	N. Philadelphia	Springfield

AREA: MONTREAL

(Metros to be completed: 27)

MONTREAL	Centre Ville	Le Petite Bour.	La SalleVerdun	St. Henri
	East End	Frontenac	Brossard	Centre Sud
	Montreal Nord	Riviere de Paris	Montreal Nord	St. Jerome
	Quebec City	Limoilou	St. Roche	Jonquiere
	Halifax	Truro	Glance Bay	Northside
TORONTO	Toronto	Spadina	Scourbtown Cen.	Thorncliffe
	Mississauga	Brampton S.	Central Bloor	Erin Mills
OTTAWA	Ottawa	Ottawa West	Hull	Elmvale
	Pembroke	Deep River	Barry's Bay	Ft. Couloomee

*The three power parishes will catalyze nine key parishes for a total of 12 parishes per metro.

AREA: CHICAGO (Metros to be completed: 5)

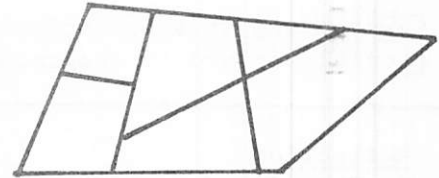
HOUSE	METRO	THREE POWER PARISHES		
CHICAGO	Chicago	Uptown	Oak Park	Harvey
MILWAUKEE	Rockford	Rockford	De Kalb	Freport
PEORIA	Milwaukee	Northside	Milw. South	Oconomowoc
MINNEAPOLIS	Madison	Northside	Janesville	Beloit
GREEN BAY	Peoria	Southside	West Bluff	LaSalle
OMAHA	Champaign	Champaign	Danville	Kankakee
WICHITA	Minneapolis	Whittier	Shoreview	W. St. Paul
KANSAS CITY	Fargo	Ft. Yates	Minot	Fargo
ST. LOUIS	Sioux Falls	Sioux Falls	Wagner	Sisseton
INDIANAPOLIS	Rochester	Rochester	Mankato	Eau Claire
DETROIT	Green Bay	Brillion	Merrill	Green Bay
CLEVELAND	Duluth	Hill Side	Houghton	Bemidji
CINCINNATI	Omaha	Northside	Council Bluffs	Nebraska City
INDIANAPOLIS	Lincoln	Beatrice	S.W. Lincoln	McCook
DETROIT	Wichita	S. City	Little River	N. Salina
DETROIT	Topeka	Capitol East	Low (E. Central)	Attich
DETROIT	Kansas City	West Port	Chelsea	Mission
DETROIT	St. Louis	North Side	St. Charles	Belleville
DETROIT	Davenport	Davenport	Moline	Muscatine
DETROIT	Des Moines	Des Moines	Mason City	Fort Dodge
DETROIT	Springfield Ill.	Springfield	Quincy	Effingham
DETROIT	Springfield Mo.	Columbia	Jefferson City	Springfield
DETROIT	Waterloo	Waterloo	Wat. (suburban)	Cedar Rapids
DETROIT	Cleveland	Tremont	Central	University Circle
DETROIT	Akron	Good Year Hghts.	Youngstown	Percy Township
DETROIT	Cincinnati	Walnut Hills	Hamilton	Kettering
DETROIT	Columbus	Wash. Ct. House	Portsmouth	University View
DETROIT	Indianapolis	South Bend	Lafayette	Columbus
DETROIT	Detroit	Highland Park	Chicago Joy W.	River City
DETROIT	Ann Arbor	Jackson Central	Lincoln	Ann Arbor (N.S.)
DETROIT	Toledo	Corridor	Monroe	Adrian

AREA: EDMONTON (Metros to be completed: 27)

HOUSE	METRO	THREE POWER PARISHES		
EDMONTON	Edmonton	Grand Praire	Edson	Camorse
ANCHORAGE	Yellow Knife	Fort Macmurry	St. Paul	Peace River
WINNIPEG	Calgary	Drum Hiller	Medicine Hat	Red Deer
WINNIPEG	Anchorage	Fairview	Downtown	O'Malley
WINNIPEG	Nome	Bethel	Unalaklet	Chevac
WINNIPEG	Winnipeg	Translonna	Brandon	Kenora
SASKATOON	Saskatoon	Hub City	North Park	Riverview
SASKATOON	Regina	Regina	Moosejaw	Weyburn
SASKATOON	Prince Albert	Prince Albert	Tispale	Duck Lane

These procedures may be expanded or condensed according to the needs and the group. This outline of procedure is viewed as a helpful method for launching and expanding the recreation of primal community across the globe.

1. On Large road map mark grid lines
 *Polis - 6
 *Micros - 6 micros per polis
 *Parishes - number optional (15-30,000 pop.)



[Basic Data]

2. Introductory Conversation: Images of the Metro
 *What are the gifts? (Geo/Social/Eco)
 *What is your image of the Metro?
 *What is the self-story of the Metro?



[Sharing and commonizing group's image of the Metro.]

3. Intuit the 3 Key Polises in metro
 *Choose 12 key micros out of 36

[Intuitively moving from Metro images through polis to micro selection.]

KEYS					
met					
po					
is	X	X		X	
12			X	X	X
Micro	X	X	X	X	

4. Analysis of each micro
 *Economic makeup?
 *Sociological **Awakening?**
 *Value as sign (miracle potential)

[Move rapidly, quick images. Forming a snapshot picture of micro through Micro Analysis.]


MICRO ANALYSIS									
E.M.									
S.A.									
I.V.									

5. Initial selection of the 12 parishes that appear to be the critical areas for demonstration
 *Mark on map

[Combining Geo/Social data to intuitively name 12 parishes.]

12 PARISHES	
1.	7.
2.	8.
3.	9.
4.	10.
5.	11.
6.	12.

6. Reflection (go quickly, stay intuitive)
 1. What new perception of geography do you have?
 2. What values did we presuppose in our parish selection?
 3. How comprehensive has our selection been? Any gaps? Why?
 4. How does this selection practically relate to our decision to do Town Meetings?
 5. What new story is being formed about our catalyzing primal community?
 6. How does it affect our present engagement?



12. Timeline the initiation of a community cadre and a community core in each of the three key parishes over the next 4 years. (check the Primal Community manual)

[Deciding the metro's practical and strategic expenditure]

key #	YR 1	YR 2	YR 3	YR 4
key # 1	█			
key # 2		█		
key # 3			█	

13. Timelining initiation of community cadre and core within the 3 clusters.

- *Determine the quarter when each parish will be catalyzed by power parish (community cadre and community core)
- *Consider the priority of expenditure for each parish
- *Weave the initiations in terms of how timing relates with cluster, clusters to each other and for the whole metro.

[Relating other key parishes to fundamental strategy.]

key	YR 1	YR 2	YR 3	YR 4
cl. 1	█			
cl. 2		█		
cl. 3			█	

14. Final Refinement

- *Look over total launch scheme for next 4 years. Check the practical initiation task in each quarter and each year.
- *Look at future and what else is scheduled to happen in the metro, region, etc.
- *Adjust initiation dates as appropriate for visioning the possible/impossible deed for this metro.

[Stepping back from immediate decisions to alter if necessary and to add metro's reflective resolve to implement.]

key	YR 1	YR 2	YR 3	YR 4


15. Prepare Artform Timeline for working decor.

- *Create bar graph effect that illustrates metro strategy for caring for it's geography.
- *Hang on wall.

K 1	█
K 2	█
K 3	█

16. Reflection: Naming the Phases of the PCE

1. Does this metro vision accurately reflect trends likely to emerge out of the present situation?
2. Locate 2-3 pauses in activity over the next 4 years: Name the space between these breaks to hold the unique thrust of the movement in creating a network of care.
3. Indicate these names on the wall decor.



Circuit
Creation

The creation of a global network of metro circuits is the next strategic step in building the global care network. Just as the launching of the Religious House Experiment in 1968 was a symbol of our decision to care for geography, so now the launching of 102 six point circuits will demonstrate concretely our decision to catalyze a network of "THOSE WHO CARE" across the globe. The global campaign of the Metro Cadre requires that metro forces recover with a new intensity the interior resources and external sensitivity and discipline to stand in the explosion of the profound awakening of local man.

Concretely, we must awaken 12 clusters of missional forces strategically located throughout the geography assigned to each Religious House. The first year's strategy will be to establish a 6-point cadre circuit which will systematically cover the geo-social grid of each Religious House.

Colleagues around each Religious House should gather to review and modify the Regional/Metro formulation plans and phasing designs, create the yearly and quarterly battleplan, and in the light of the indicative situation, create a scheme of regular 6-point circuits. The details of frequency and configuration are to be determined at Area Councils and are to ensure a minimum of 3 contacts per point per quarter.

The following pages include: a prototype circuit, several types of screens, a possible timeline for the prototype circuit, and a planning/report form.

Operating
Principles

Local circuiting:

- implements the quarter's battleplan.
- operates on a regular rhythm.
- is carried out by rotational team assignments.
- comprehensively covers the assigned geography.
- discerns existing establishment networks.
- actualizes the global strategy.
- catalyzes global consciousness.
- catalyzes engagement in recovering primal community.
- informs the global consensus.
- demands cumulative record keeping.

Issues/
Practices

The decision to implement a global circuit of care raises a number of practical issues that must be resolved before circuiting becomes the effective global-local tool that history is demanding at this time. Co-ordination is required from the global nexus. Establishing a Centrum Post, holding quarterly consults and leadership exchange would be methods of enabling this co-ordination. Framing and implementation models, spirit tools, and data exchange systems are called for.

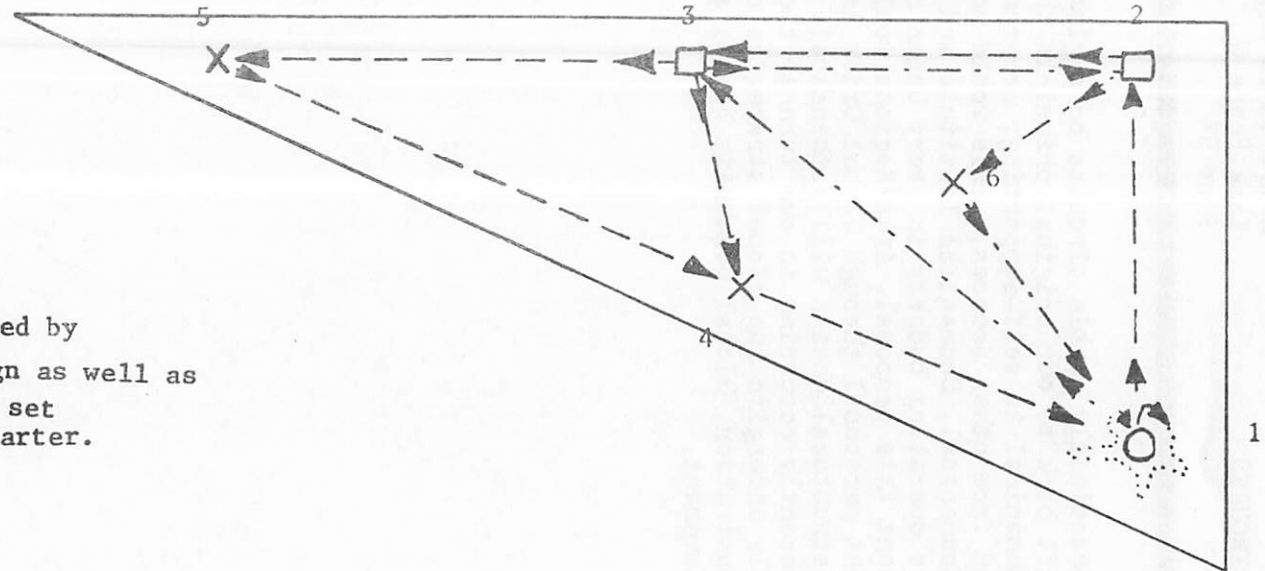
In order to practically enable circuits on a global basis, we must shift back to our original principle that while the Order:Ecumenical is self-supporting, program funds are developed from other sources. This would mean separating Order:Ecumenical, Ecumenical Institute and Institute of Cultural Affairs operating budgets in every Urban House. In order to implement this proposal, Area/Regions would be assigned development personnel through Global Order Assignments. The above structural design will authenticate the shifts that are presently occurring in our turn to the world and adequately undergird the global strategies of Global Social Demonstration, Global Community Forum, and the Intra-Global Movement.

NOTES:

- - - Route I 1/month
- · - · - Route II 1/month
- · · · · Route III 1/ week

This circuit of 6 points is covered by 3 routes which differ in time design as well as points covered. These routes were set up to implement the b/p of this quarter.

Religious House located at point 1



PROTOTYPE CIRCUIT TIME LINE Route I -week 4- emphasis: recruit clergy LENS

Day 1	Day 2	Day 3	Day 4		Day 5	
Team of Two From 1 to 2	Clergy Guild b/p session	Recruit ITI Visit Bishop	Team A Pick up colleague Drive to 6	Team B Pick up col- league visiting & clergy LENS recruiting	Team A Drive to 4	Team B Clergy LENS recruiting
	Speak to Rotary Clergy LENS recruiting	Colleagues lunch Recruit Clergy LENS	Visiting + Clergy LENS recruiting	↓ Drive to 4	Set up TM with local committee	↓
	Ecclesiola Drive to 3	Pedagogy	Ecclesiola dynamic		Return to 1 Return to 3	Return to 1 Return to 3