





We, the people of the United States, in order to form a more perfect Union, establish justice, insure domestic tranquility, provide for the common defense, promote the general welfare, and secure the blessings of liberty to ourselves and our posterity, do ordain and establish this Constitution for the United States of America . . .

The Constitution of the United States of America,  
1789



TOWN

76

MEETING







Welcome to **TOWN MEETING '76**. At this Town Meeting, we will be discussing the challenges facing our community and our nation, and will be creating proposals to meet those challenges effectively. Through this meeting, we hope to recapture something of the spirit of those early town meetings which played such an important role in building the nation. This Town Meeting is one of 5,000 scheduled in communities in the United States as part of the Bicentennial era. The final work of the 5,000 Town Meetings will be compiled and merged to create a new practical vision for the country's next two hundred years.





At these meetings, even the lowest mechanics discuss upon the most important points of government, with the utmost freedom.  
Anonymous Tory description of town meetings, 1768





### WELCOMING

Meet your friends and neighbors at 9:00 a.m. over coffee and doughnuts. The Welcoming begins the day's activities with a brief presentation on The New World of America's third century.

### CHALLENGES

Join one of the morning workshops and help identify the basic challenges to your community's future. You begin by analyzing the economic, political and cultural issues in your community, using your Town Meeting Workbook.

### INTERLUDE

Gather for a festive luncheon interlude featuring local entertainment, group singing and special guests. The afternoon begins with a brief presentation on The New Human, his opportunities and responsibilities.

### PROPOSALS

Plunge into an exciting afternoon workshop developing practical proposals for meeting the challenges in your community. Or help a group create a new story, song and symbol of our heritage and destiny.

### PLENARY

Come to the Plenary session and hear the workshop reports. Celebrate the day's accomplishments by singing your new song. At 5:00 p.m. take home your copy of the Town Meeting Report, containing your community's challenges, proposals, story, song and symbol. Leave with a renewed sense of the American revolutionary spirit.



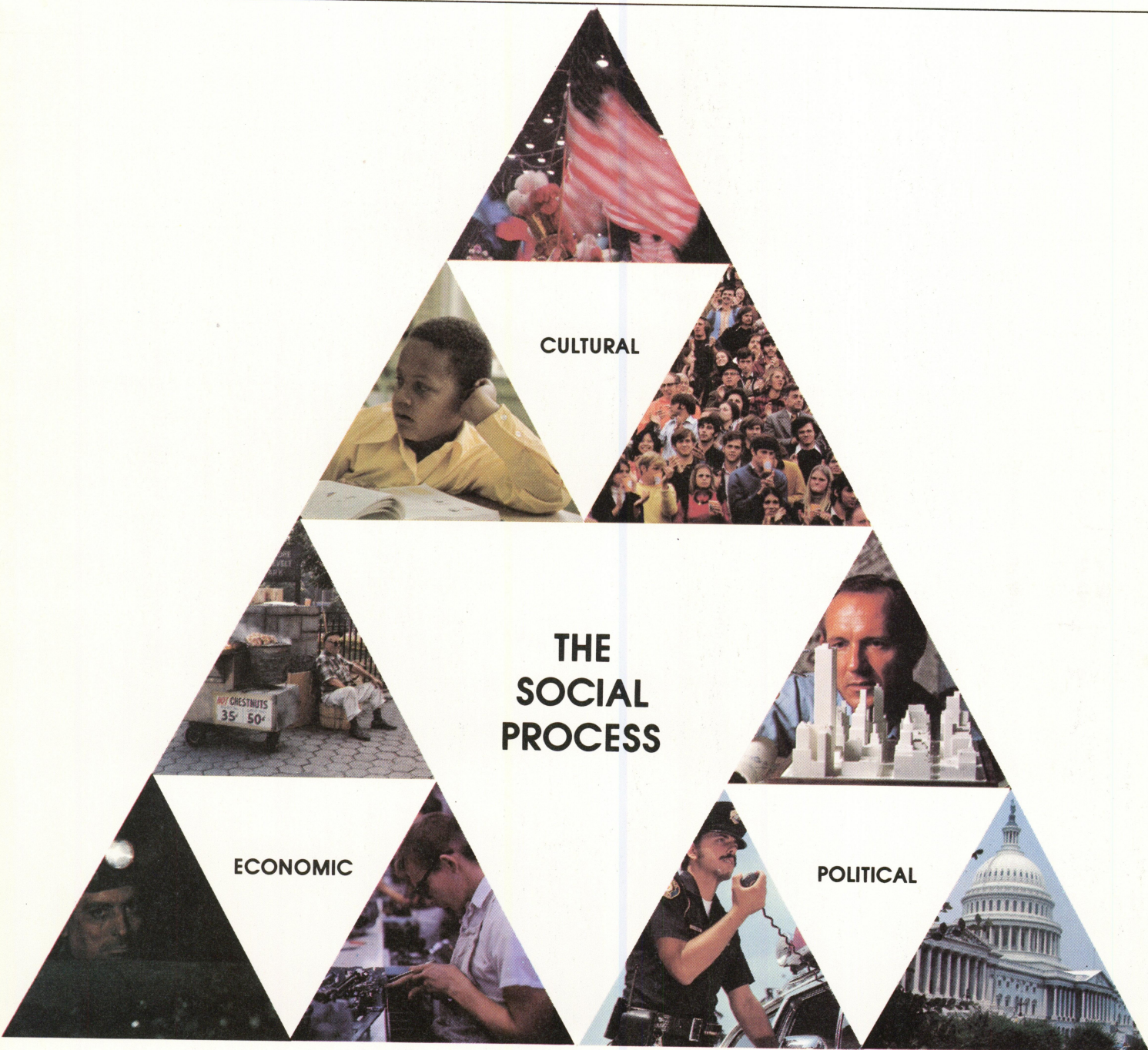


## THE NEW WORLD

<b>The Profound Times</b>	<b>The New Settlement</b>	<b>The Great Resurgence</b>	<b>The Town Meeting</b>
Transition Era	Emerging Community	Nation's Rebirth	Historical Reality
Dynamic Sociality	Post-Modern Wilderness	Practical Vision	Human Dynamic
Unexpected Vista	Social Pioneer	Grassroots Awakening	Interdependence Declaration
Global Phenomenon	Reconstructed Earth	Local Initiative	Singular Happening

**Notes**






To see it in our power to make a world happy—to teach mankind the art of being so—to exhibit, on the theatre of the universe, a character hitherto unknown—and to have, as it were, a new creation entrusted to our hands, are honors that command reflection, and can neither be too highly estimated, nor too gratefully received.

Thomas Paine, 1783







# the present challenges


If there is any period one would desire to be born in, is it not the age of revolution; when the old and the new stand side by side, and admit to being compared; when the energies of all men are searched by fear and by hope; when the historic glories of the old, can be compensated by the rich possibilities of the new era? This time, like all times, is a very good one, if we but know what to do with it.

Ralph Waldo Emerson, 1837

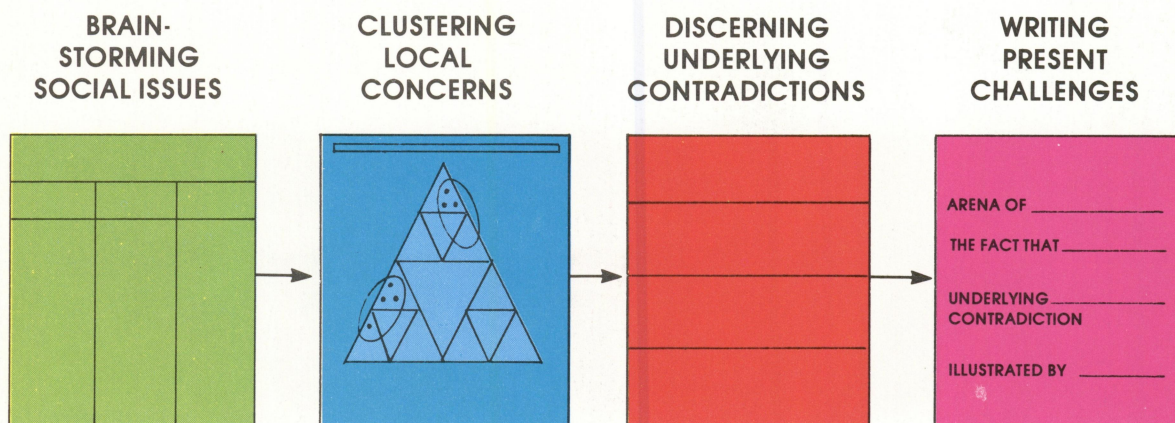
What appears to be a breaking down of civilization may well be simply the breaking up of old forms by life itself.

Joyce Carol Oates










In the morning session, the Town Meeting focuses on the basic economic, political and cultural issues of the local community as part of America and the world today. Meeting in four workshop guilds, the groups begin by examining the community's vision of its future—its hopes and dreams. Then the guilds look at the social issues which get in the way of these dreams and desires. The next step is to analyze these issues and group them into clusters. Then, in the following step, the guilds look at the contradictions underlying the blocks which prevent the successful resolution of these issues. The group next discerns beneath these contradictions the single underlying contradiction that is the key to dealing effectively with all the issues in the cluster. Finally, these insights are written into sentences on the present challenges which confront the community. These are the fundamental concerns the community must address in order to move creatively toward its own vision of the future.





## Brainstorming the Social Issues

In the first part of the workshop each guild compiles a list of the economic, political and cultural issues confronting this local community. Working individually and then as a guild, each person contributes insights about the community's operating vision and its current social issues.

1. To begin with, discuss briefly as a group the community's hopes and dreams for its future. These hopes and dreams are the community's operating vision. You may wish to take notes on the next page.
2. After this conversation on hopes and dreams, individually write down in short phrases the social issues blocking realization of the community's vision. To do this, list three economic issues, three political issues and three cultural issues in the chart on the next page.
3. Next, star one issue in each column which you consider to be the most critical issue in this community. These issues will be your three most important concerns
4. Now use the rest of the page to record the items each person starred as they are read aloud and written on the wall chart. If any critical issues have been overlooked, add them to the guild's list.

The fate of liberty and democracy are finally entrusted to the hands of the American people.

George Washington, 1791



1

**OPERATING VISION — NOTES****2-3 ECONOMIC ISSUES**1  
2  
3**POLITICAL ISSUES**1  
2  
3**CULTURAL ISSUES**1  
2  
3**4**E-1  
E-2  
E-3  
E-4  
E-5  
E-6  
E-7  
E-8  
E-9  
E-10  
E-11  
E-12  
E-13  
E-14  
E-15  
E-16  
E-17  
E-18  
E-19  
E-20P-1  
P-2  
P-3  
P-4  
P-5  
P-6  
P-7  
P-8  
P-9  
P-10  
P-11  
P-12  
P-13  
P-14  
P-15  
P-16  
P-17  
P-18  
P-19  
P-20C-1  
C-2  
C-3  
C-4  
C-5  
C-6  
C-7  
C-8  
C-9  
C-10  
C-11  
C-12  
C-13  
C-14  
C-15  
C-16  
C-17  
C-18  
C-19  
C-20





## Clustering the Local Concerns

In the second part of the workshop the guild determines the most critical issues facing the total community. Working together, the guild selects 20 issues from the list and locates each of them on the Social Process triangle. These issues are then grouped into clusters of related concerns and prioritized.

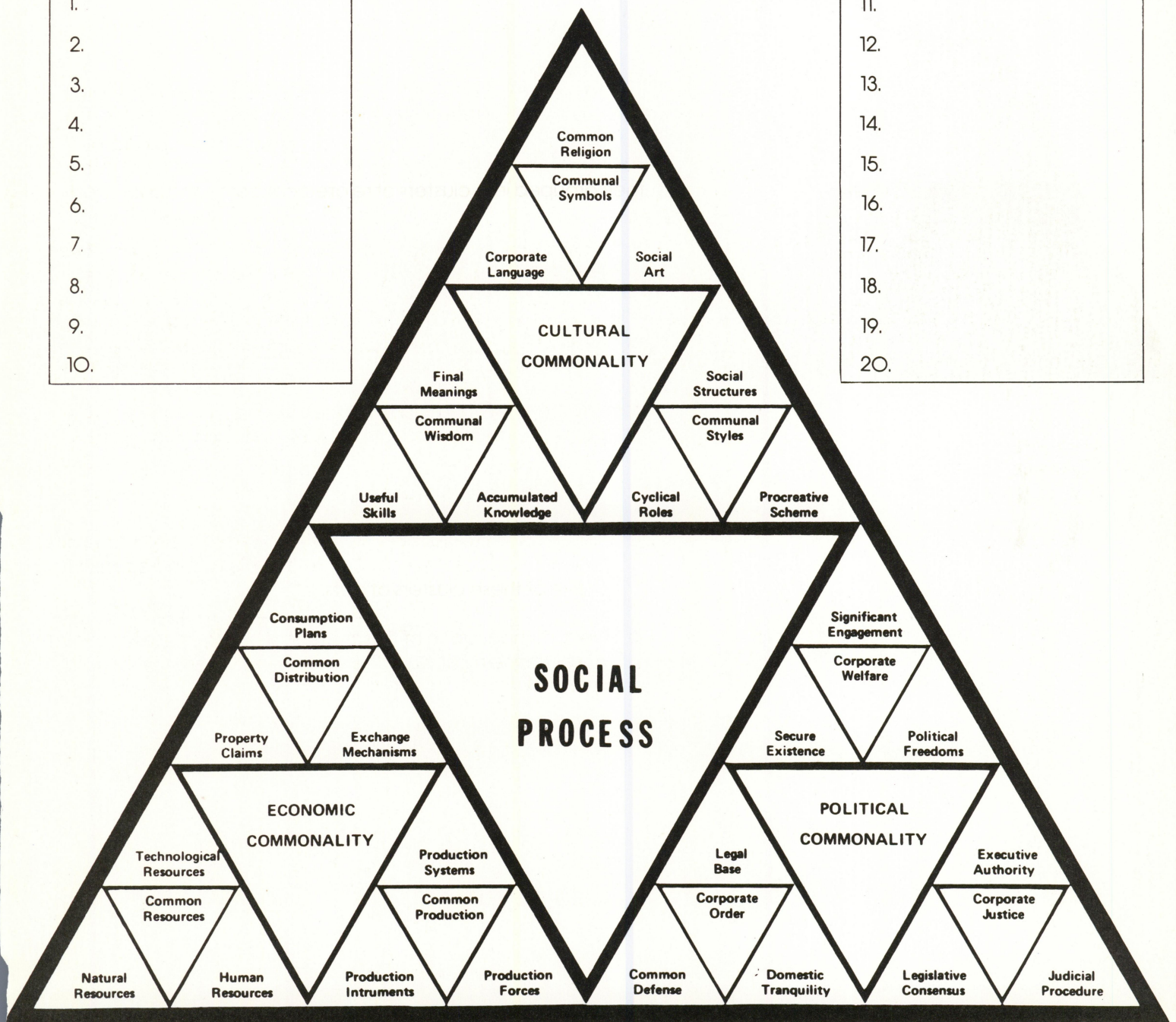
5. Individually review the guild's list on page 13. As you do this, place a check (✓) beside the five issues that seem most significant in the community. Now, as a guild, select the 20 most important issues for the community's future and places them in the blanks beside the triangle on the next page.
6. As a guild, look at the triangle on the wall like the one on your next page. Find the smallest triangle that most closely relates to each issue, and place a dot with the number of the issue in that triangle. Plot all 20 issues on the triangles.
7. Now look just at the dots on the triangles. Notice which ones cluster together. As a guild, draw a circle around each of four or five of these clusters of dots.
8. Next, number each of the clusters, giving first priority to the one with the most dots. These clusters disclose the group's mind about the crucial issues facing the community.



Twenty Key Issues:

- 1.
- 2.
- 3.
- 4.
- 5.
- 6.
- 7.
- 8.
- 9.
- 10.

- 11.
- 12.
- 13.
- 14.
- 15.
- 16.
- 17.
- 18.
- 19.
- 20.



This diagram is a way to represent the complex interrelationships of society. It is a useful instrument for organizing data and analyzing social issues.





## Discerning the Underlying Contradictions

In the third part of the workshop the guild is divided into teams. Then each team is assigned one of the numbered clusters of issues. Their job is to discern what is contradicting the resolution of the issues.

9. Have someone on the team read the issues of the assigned cluster as team members copy them in their workbooks on the specified chart on the next page. Looking at the Social Process triangle on the previous page, decide in what particular arena of society this cluster of issues is located.
10. As a team, list the social blocks which keep these issues from being resolved. To do this, ask yourselves "What are the reasons for these issues? What is preventing the creative solution of these issues?" Star the three most important blocks in this list.
11. Next, have several members of the team suggest the underlying contradiction to which all three blocks are pointing. To do this ask, "What is one objective social reality confronting the community in attempting to deal with all these issues?" Write all the answers in the space marked "Contradiction Names."
12. Then list several examples of this contradiction in your community. Record these examples in the space provided.



9

CLUSTER ISSUES

Cluster Number \_\_\_\_\_

Arena of Society \_\_\_\_\_

10

SOCIAL BLOCKS


11

CONTRADICTION NAMES

12

LOCAL EXAMPLES





## Writing the Present Challenges

In the fourth part of the workshop, the guild, working in teams and units, writes up the discussion of underlying contradictions for use in the afternoon session. Each team writes a sentence for its assigned cluster which states the present challenge to the community in creating its future.

13. Now the team will divide into units of at least three people each. Review your notes on page 17 with the other members of your unit. Then summarize the team discussion in three short phrases on the next page. In these you will be describing the social blocks, the underlying contradiction, and the local illustrations.
14. Next, as units, write a short sentence on the next page describing each of these three elements. Each sentence should be 10 to 25 words long. One sentence will describe the social blocks, another sentence the underlying contradiction, and a third the local illustrations of that contradiction.
15. Gather as a team and read the sentences aloud. Note their points of similarity and difference and select the best phrases for each of the three parts of the final challenge statement. Create a title by using a three word phrase describing the contradiction. Write it in the box on the next page.
16. Then appoint three team members to write the final one-sentence statement. To do this put the phrases selected in Step 15 into the challenge statement form. Then read the statement as a team for final corrections. Copy it on the wall chart and on the document production form.

A people is traveling fast to destruction when individuals consider their interests as distinct from those of the public.

John Dickinson, 1768



Social Blocks	Underlying Contradiction	Local Illustrations
13 Short Phrase	Short Phrase	Short Phrase
14 Descriptive Sentence	Descriptive Sentence	Descriptive Sentence
15 Best Phrases	Best Phrases	Best Phrases
15 Contradiction Title _____		
16 <div style="text-align: right;">Economic-Political-Cultural</div> <div style="text-align: center;"><b>CHALLENGE STATEMENT</b></div> <p>In the arena of _____ arena of society</p> <p>the fact that _____ social blocks</p> <p>indicates that the underlying contradiction is _____ underlying contradiction</p> <p>This contradiction is illustrated by _____ local illustrations</p>		









We hold this annual celebration to remind ourselves of all the good done in the process of time, of how it was done and who did it and how we are historically connected with it. And we go from these meetings in better humor with ourselves—we feel more attached the one to the other and more firmly bound to the country we inhabit.

Abraham Lincoln, 1858

O, let America be America again—The land that never has been yet—And yet must be ...

Langston Hughes



# the interlude





## On The Street Where You Live

I have often walked down this street before  
But the pavement's always stayed beneath  
my feet before.

All at once am I sev'ral stories high,  
Knowing I'm on the street where you live.

Are there lilac trees in the heart of town?  
Can you hear a lark in any other part of town?  
Does enchantment pour out of ev'ry door?  
No, it's just on the street where you live.

And, oh, the towering feeling  
Just to know somehow you are near!  
The overpowering feeling  
That any moment you may suddenly appear!

People stop and stare, they don't bother me.  
For there's nowhere else on earth that I  
would rather be;  
Let the time go by, I don't care if I  
Can be here on the street where you live.

Copyright 1956 by Alan Jay Lerner and  
Frederick Loewe;  
Used by permission.

## This Land Is Your Land

Chorus:  
This land is your land, this land is my land  
From California to the New York island  
From the redwood forest to the Gulf Stream waters  
This land was made for you and me.

As I was walking that ribbon of highway  
I saw above me that endless skyway  
I saw below me that golden valley  
This land was made for you and me.

Chorus

I roamed and I rambled and I followed my footsteps  
To the sparkling sand of her diamond deserts,  
And all around me, a voice was sounding,  
... This land was made for you and me ...

Chorus

When the sun comes shining and I was strolling,  
And the wheat fields waving and the dust clouds rolling  
As the fog was lifting a voice was chanting  
... This land was made for you and me ...

Chorus

Copyright Sanga Music, Inc.  
Used by permission.

## I Don't Know Why

I don't know why I love you like I do,  
I don't know why I just do.  
I don't know why you thrill me like you do,  
I don't know why you just do.  
You never seem to want my romancing,  
The only time you hold me is when we're dancing.  
I don't know why I love you like I do,  
I don't know why I just do.

Copyright Leo Feist, Inc.  
Used by permission.







### **Lift Every Voice and Sing**

Lift every voice and sing,  
Till earth and heaven ring,  
Ring with the harmonies of Liberty;  
Let our rejoicing rise  
High as the list'ning skies,  
Let it resound loud as the rolling sea.  
Sing a song full of the faith that the dark  
past has taught us,  
Sing a song full of the hope that the present  
has brought us;  
Facing the rising sun  
Of our new day begun,  
Let us march on till victory is won.

### **America**

My country 'tis of thee, sweet land of liberty,  
Of thee I sing.  
Land where my fathers died,  
Land of the pilgrim's pride,  
From every mountain side, let freedom ring.

Our fathers' God, to Thee, author of liberty,  
To Thee we sing;  
Long may our land be bright  
With freedom's holy light;  
Protect us by thy might, great God our King.

### **Yankee Doodle Dandy**

I'm a Yankee Doodle Dandy,  
Yankee Doodle do or die,  
A real live nephew  
Of my Uncle Sam,  
Born on the Fourth of July.  
I've got a Yankee Doodle sweetheart,  
She's my Yankee Doodle joy.  
Yankee Doodle came to town,  
A-riding on a pony,  
I am that Yankee Doodle boy!

### **America The Beautiful**

O beautiful for spacious skies, for amber waves of  
grain,  
For purple mountain majesties above the fruited  
plain!

America! America! God shed his grace on thee,  
And crown thy good with brotherhood  
From sea to shining sea.

O beautiful for patriot dream that sees beyond the  
years,  
Thine alabaster cities gleam, undimmed by human  
tears!

America! America! God shed his grace on thee,  
And crown thy good with brotherhood  
From sea to shining sea!



## People Get Ready

I believe, I believe  
I believe, I do believe  
People get ready  
There's a train coming  
Ya' don't need no baggage  
Ya' just get on board  
All we need is faith  
To hear the diesels' humming  
Don't need no ticket  
But just thank the Lord.

People get ready  
For the train to Jordan  
It's picking up passengers  
From coast to coast  
Faith is the key  
Open the doors  
and board her.  
There's hopes for all  
Among his love alone  
I believe, I believe  
I believe, I do believe

### Chorus:

There ain't no room  
For the hopeless sinner  
Who would have all my time  
Just to save "his only"  
Have pity on those  
Whose chances grow thinner  
For there's no hiding place  
Against the Kingdom's Throngs  
There's no hiding place  
Against the Kingdom's Throngs

Thank the Lord,  
Thank the Lord  
You thank the Lord,  
You thank the Lord.

Copyright 1967 by Curtis Mayfield  
Chi-Sound, BMI.

## The New "U" Community

Tune: God Bless America

New U Community  
Come forth with me.  
We will all strive together  
To shape our destiny.

### Chorus:

When U Street  
Is a new street,  
And the nation,  
As a whole,  
Builds new communities  
Around the globe,  
New U communities  
Around the globe.

New U Community  
Rising anew  
From the ruins and the ashes  
We can see, we can care,  
we can do.

Written at New U Street Town Meeting,  
Washington, D. C., March 22, 1975.

## To Build A Future


Tune: You are My Sunshine

We were a mixture of many peoples,  
We came to claim the right to live.  
We found each other,  
We worked together,  
We became the envy of all.

Today we wonder where we are going,  
We fight and falter, we lose our way,  
We now are asking what is of value,  
For the future's fresh dawning day.

To build a future for every neighbor,  
To see ourselves as friend to all,  
To love the land and share it wisely,  
Will make the whole world very small.

Written at Lacey Town Meeting  
Washington, February 1, 1975.













## The Impossible Dream

To dream the impossible dream,  
To fight the unbeatable foe,  
To bear with unbearable sorrow,  
To run where the brave dare not go.

To right the unrightable wrong,  
To love pure and chaste from afar,  
To try when your arms are too weary,  
To reach the unreachable star!

This is my quest, to follow that star,  
No matter how hopeless, no matter how far;  
To fight for the right without question or pause,  
To be willing to march into hell for a heavenly cause!

And I know if I'll only be true to this glorious quest,  
That my heart will lie peaceful and calm  
When I'm laid to my rest,  
And the world will be better for this  
That one man scorned and covered with scars;  
Still strove with his last ounce of courage,  
To reach the unreachable stars.

Copyright 1965 by Andrew Scott, Inc.,  
Helena Music Corp., Sam Fox Publishing Co., Inc.  
Used by Permission.

## A New Day

I can see a new day,  
A new day soon to be  
When the storm clouds are all past,  
And the sun shines on a world that's free.

I can see a new man,  
A new man standing tall  
With his head high and his heart proud  
And afraid of nothing at all.

I can see a new world  
A new world coming fast  
Where all men are brothers  
And hatred forgotten at last.

I can see a new day  
A new day soon to be  
When the storm clouds are all past,  
And the sun shines on a world that's free.

Copyright 1962 by Fall River Music, Inc.  
Used by permission.

## Top Of The World

Such a feeling's coming over me,  
There is wonder in almost ev'rything I see,  
Not a cloud in the sky, got the sun in my eyes  
And I won't be surprised if it's a dream.

Everything I want the world to be  
Is now coming true especially for me,  
And the reason is clear, it's because you are here  
You're the nearest thing to heaven that I see.

I'm on the top of the world, lookin' down on  
creation  
And the only explanation I can find,  
Is the love that I've found ever since you've  
been around,  
Your love's put me at the top of the world.

Something in the wind just learned my name,  
And it's telling me that things are not the same,  
In the leaves on the trees and the touch of the breeze  
There's a pleasing sense of happiness for me.

There is only one wish on my mind:  
When this day is through I hope that I will find  
That tomorrow will be just the same for you and me,  
All I need will be mine if you are here.

(Repeat chorus twice.)

Copyright 1972 by Almo Music Corp/Hammer  
and Nails Music, Inc.  
Used by permission.

## On A Clear Day You Can See Forever

On a clear day, rise and look around you  
And you'll see who you are  
On a clear day, how it will astound you  
That the glow of your being outshines ev'ry star  
You feel part of ev'ry mountain, sea and shore  
You can hear, from far and near,  
A world you've never heard before  
And on a clear day, on that clear day  
You can see forever and ever, and evermore.

Copyright 1965 by Alan Jay Lerner and Burton Lane.  
Used by permission.




## THE NEW HUMAN

<b>The Human Crisis</b>	<b>The New Spirit</b>	<b>The Foundational Rebirth</b>	<b>The Global Citizen</b>
Awe-Filled Challenges	Emerging Human	Infinite Relatedness	Effective Citizen
Endless Engagement	Life-Giving Expenditure	Male/Female Dynamic	Tactical Citizen
Vocational Collapse	Indicative Care	Four Lifetimes	Corporate Citizen
Meaninglessness Malaise	Human Fulfillment	New Rationality	Motivated Citizen

**Notes**






What then is the American, this new man? Here individuals of all races are melted into a new race of men, whose labors and posterity will one day cause great changes in the world. . . . The American is a new man, who acts upon new principles; he must therefore entertain new ideas, and form new opinions.

J. Hector St. John Crèvecoeur, 1799








# the practical proposals

We ought, and I hope, will, assist one another to the utmost and bear our private sufferings with fortitude, always presenting to our minds, how many generations, how many millions, depend upon our spirit and constancy at this alarming hour.

Christopher Gadsden, 1774

To pursue the change now begun it becomes necessary to picture in realistic terms that society which has been the subject of dreams.

Henry Clark






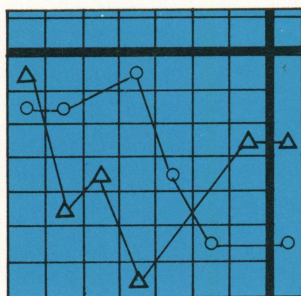




## BRAINSTORMING SOCIAL RESPONSES



## CROSS-GESTALTING SELECTED RESPONSES



## CREATING PROPOSAL COMPONENTS



## WRITING PROPOSAL STATEMENTS

CITIZENS OF \_\_\_\_\_

IN ORDER TO \_\_\_\_\_

PROPOSE \_\_\_\_\_

THROUGH \_\_\_\_\_

In the afternoon, the town meeting continues to meet as four guilds. Three guilds do the practical proposals workshop, one doing the economic, one doing the political, and one doing the cultural challenges from the morning's work. The fourth guild does the new story workshop. After the lunch interlude, the guilds return to their working places. They find that during the interlude the challenges written by all the guilds have been gathered and redistributed according to the economic, political and cultural arenas. Each person writes practical responses to the challenges of one arena. Selected responses are then charted and simply re-organized into what is called a cross-gestalt. Sets of responses form the basis of individual thinking and team discussion on ways to resolve the underlying contradictions named this morning. Finally, the teams write four to seven practical proposals.





## Brainstorming the Social Responses

In the first part of the afternoon workshop, each of the three guilds working on the practical proposals will be assigned one of the social process arenas, either the economic, the political or the cultural. Wall charts from the morning will be in each guild room. The guild, working together and individually, will brainstorm and select responses to the challenges.

1. As a guild, look over the challenge statements displayed on the wall charts. Group together any of the challenges which are alike and decide a common title for sets of similar challenges.
2. Continuing to work together, read aloud the revised list of challenges and individually write them in your workbook on the next page while the workshop leader writes them on a wall chart.
3. Now working individually, write a practical response opposite each challenge statement on the next page. To do this, ask yourself what would the community need to do to meet this challenge in an effective way.
4. Still working in the workbook, decide which of your responses is the most imaginative, practical and effective suggestion. Place a check (✓) beside this one and a square ☐ beside your second choice in the space provided. These will be placed on the total guild chart in the next part of the workshop.



CHALLENGE TITLES	3 PRACTICAL RESPONSES	4 CHOICE





## Cross-Gestaltting the Social Responses

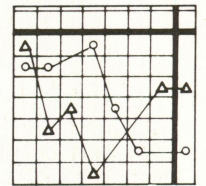
In the second part of the workshop, the guild works together to create groups of practical responses from the individual work. This is done by a method called cross-gestaltting, which changes the organization of the data. All of the responses are placed on a chart and related to each other regardless of the challenge out of which they have arisen. The results are four to seven sets of responses to deal with all the challenges.

5. In your workbook, transfer the list of challenge titles from page 37 to the top horizontal row of boxes in the Cross-Gestalt Chart on the next page. This is also done on a similar wall chart.
6. Next, fill out the lower part of the chart together by reading aloud the checked responses and the challenges to which they relate. It is not necessary to have each box filled, but every challenge needs at least two responses listed beneath it. This may require having some members read out their second choices marked with a square. When the chart has 20 to 30 responses data, you are ready to begin cross-gestaltting.
7. First spend a few minutes individually looking over the responses in the completed Cross-Gestalt Chart. Both in the workbooks and on the wall chart, mark a triangle in the first "response" box in the upper left hand corner. Looking from left to right across the rest of the chart, find and mark similar responses with a triangle  $\triangle$ . Next, find other sets of related responses and mark each set with a different symbol. Choose from four to seven sets and check to be sure all responses are included.
8. When all the responses have been marked, connect the first set by drawing a line from the triangle in the left hand corner through all the other triangles and ending in the column on the right side of the chart. Connect each set the same way by using a different line. Label each line with its symbol in the right hand column.



# CROSS-GESTALT CHART

## CHALLENGE TITLES



SAMPLE

## RESPONSES





## Creating the Proposal Components

In the third part of the workshop, the guild divides into teams, and each team is assigned a symbol representing one of the sets of social responses. Working individually, people write down the primary intent, the practical activity and the specific steps to carry out this set of responses.

9. As the team gathers, one person reads aloud the assigned set of practical responses. Record this information in the workbook on the next page as the basis of your individual thinking.
10. Now working individually, using the next page, write a three-to-five word phrase that describes the one primary intent of these responses. To do this, ask yourself what is the one thing that these responses intend to accomplish.
11. Next, individually write a short phrase in the space provided, naming a practical activity that would accomplish this aim. To do this ask yourself what might be done to achieve this intent.
12. Finally, list for yourself in the space provided, four implementing steps that would begin to make this practical activity happen in your community.

It is, therefore, injustice and cruelty to our offspring . . . to leave the salvation of this country to be worked out by them with accumulated difficulty and danger.

Samuel Adams, 1776



9

**Practical Response List**  
Cross - Gestalt Symbol \_\_\_\_\_

10

**Primary Intent**


11

**Practical Activity**

12

**Implementing Steps**





## Writing the Proposal Statement


In the fourth part of the workshop, the teams write a statement of their practical proposals using the proposal components just completed. Each team writes one proposal which will be effective in dealing with the underlying contradictions.

13. As a team, read aloud the individual work from the previous page on the primary intent, the practical activity and the implementing steps of the assigned set of responses. Write them in the notes portion of the Proposal Components Chart on the next page.
14. Then, still working as a team, select the phrases that best describe each of the components. Write them in the best phrase portion of Proposal Components Chart on the next page.
15. Next, in units of three or more, write a first draft of the practical proposal and choose a three-word proposal title. Use the first draft proposal form in the workbook on the next page.
16. Finally, regather as a team. Read aloud the practical proposal statements of the units and decide on one final statement which holds the team's wisdom. Have several people write it into the final draft proposal form on the next page. Then write this finished proposal on a wall chart for the final plenary and submit to the document production typists a copy of the teams proposal statement on the document production form.




Proposal Components			
<div>13</div> <div>NOTES</div>	Primary Intent	Practical Activity	Implementing Steps
<div>14</div> <div>PHRASES</div>			
<div>15</div> <div>FIRST DRAFT</div>	Proposal Title		
	We the citizens of _____		
	in order to _____		
	propose _____		
	through: _____		
	_____		
<div>16</div> <div>FINAL DRAFT</div>	Proposal Title		
	WE THE CITIZENS OF _____		
	community		
	IN ORDER TO _____		
	primary intent		
	PROPOSE _____		
practical activity			
THROUGH _____			
implementing steps			
_____			









Every free citizen of the American empire ought now to consider himself as the legislator of half mankind. . . . He will see that the system to be established by his suffrage is calculated for the great benevolent purpose of extending peace, happiness, and progressive improvement to a large proportion of his fellow creatures.

Joel Barlow, 1787

All the great civilizations had one thing in common, a positive image of the future infusing the present with purpose and expectation.

Robert Bundy



You are the buffalo-ghost, the broncho-ghost  
With dollar-silver in your saddle-horn,  
The cowboys riding in from Painted Post,  
The Indian arrow in the Indian corn,

And you are the clipped velvet of the lawns  
Where Shropshire grows from Massachusetts sods,  
The grey Maine rocks—and the war-painted dawns  
That break above the Garden of the Gods.

The prairie-schooners crawling toward the ore  
And the cheap car parked by the station-door.

Where the skyscrapers lift their foggy plumes  
Of stranded smoke out of a stony mouth  
You are that high stone and its arrogant fumes,  
And you are ruined gardens in the South.

And bleak New England farms, so winter-white  
Even their roofs look lonely, and the deep  
The middle grainland where the wind of night  
Is like all blind earth sighing in her sleep.

A friend, an enemy, a sacred hag  
With two tied oceans in her medicine-bag.

Stepchild of every exile from content  
And all the disavouched, hard-bitten pack  
Shipped overseas to steal a continent  
With neither shirts nor honor to their back.

And now to see you is more difficult yet  
Except as an immensity of wheel  
Made up of wheels, oiled with inhuman sweat  
And glittering with the heat of ladled steel.

All these you are, and each is partly you,  
And none is false, and none is wholly true.

## Invocation

Stephen Vincent Benet




**Telling the  
New Story**



**Singing the  
New Song**



**Creating the  
New Symbol**



**Enacting the  
New Drama**



After the interlude, one of the guilds is assigned to create a new story, a new song and a new symbol for the community. The guild begins by working together as a whole and then moves into teams. The guild then re-gathers for reports and weaves the story, song and symbol into a dramatic presentation for the whole Town Meeting.





## Telling the New Story

In the first part of the workshop, the guild brainstorms images of the community life and sends the first team off to write a new story for the community.

1. Gather as a whole guild and work briefly as individuals. In the spaces provided in your workbook, answer these questions about your community: 1) "What have been some of the community's past achievements?" 2) "What are some images of its present struggles?" 3) "What are its dreams of the future?" List at least one answer in each category. Then read your answers aloud while the workshop leader writes them on the wall chart. When everyone has shared his answers, identify the master image or overriding theme which most strongly runs through each list. Write these three master images in your workbook in the spaces provided. One team is assigned to go aside and begin to write, following steps 2, 3 and 4. The rest of the guild moves on to step 5.
2. First, as a whole team, look at the three categories of images and add others to it. Then divide into three units, one each to work on the past images, present images and future images. Working individually write one sentence for the assigned topic of your unit on the next page. Now share your sentence aloud with the rest of the unit. Then, working together, weave all the sentences into one unified paragraph using as many of the images and ideas from the individual sentences as possible. Write it in the space provided.
3. When all three units have a paragraph, gather as a whole team and listen to them. As a team, discuss possible improvements for each paragraph and ways to unify them into a single story. Now assign three people to polish the story and to write any additional sentences for the paragraphs. Meanwhile, have the rest of the team select a title for the story. Write this on the next page.
4. Now read the final story to the whole team and make last minute revisions to prepare it for publication. Finally, write the story on wall charts for presentation, choose one person to read it aloud to the guild, and submit to the document production typists a copy of the story on the document production form.

... the proceedings of our citizens have been united,  
spirited and firm. The flame is kindled and like lightning  
it catches from soul to soul.

Abigail Adams, 1773



1	Past Achievements	Present Struggles	Future Dreams
INDIV			
IMAGE			


2	Individual Sentence
---	---------------------

2	Unit Paragraph
---	----------------

3	Rewrite Suggestions
---	---------------------

4	<p><b>Story Title:</b> _____</p> <p><b>Paragraph No.:</b> _____</p>
---	---





## Singing the New Song

In the second part of the workshop, a second team is given instructions and set aside to use images from the total guild in writing a new song for the community. This team works as units to write the verses and choruses of the song. The team then re-gathers and sings the song for the guild.

5. The remaining members of the guild discuss the qualities of a great song. Have everyone select a tune which reflects those qualities, and choose one tune to use from among those named. After some discussion, decide how many verses or choruses to have. Looking at the images listed in page 48, place symbols beside similar images, and break the list into enough groups of phrases so that each verse or chorus will have one group of phrases. Next, give these various groups of phrases names, and arrange them in a song chart according to the number of verses and choruses. Use the space provided on the next page. Send one half of the group out to complete steps 6, 7, and 8. The remainder of the guild moves to step 9.
6. The song team gathers in a new space and divides into enough units so that each unit can write one verse or the chorus. Each unit writes the first draft of the lyrics of one verse or the chorus using the space on the next page. Rhyme the words and fit them to the rhythm of the tune.
7. Now, re-gathering as a team, have each unit sing its verse. Make suggestions for changes and improvements. Finally, as a team title the whole song.
8. In the remaining time, meet back as units to incorporate suggestions and put final touches on the work. When this is done, assign one person to copy the song on to the wall chart and one person to submit to the document production typist a copy of the song on the document production form. Re-gathers as a team and practice singing the whole song. Then rejoin the guild for reports and preparation for the final plenary.

This radical change in the principles, opinions, sentiments and affections of the people was the real American Revolution.

John Adams, 1818



5

**Tune Brainstorm**

**Qualities**

**Tune Titles**

**Final Tune**

5

**Song Chart**

7

F  
I  
R  
S  
T  
  
D  
R  
A  
F  
T

**Verse Number** \_\_\_\_\_

8

F  
I  
N  
A  
L  
  
D  
R  
A  
F  
T

**Song Title** \_\_\_\_\_





## Creating the New Symbol

The remaining team stays to use the images of the total guild in creating a new symbol and slogan for the community. This team individually creates sketches of the symbol and then gathers to create a final composite drawing. This symbol will reflect the spirit and purpose of the community and will be presented to the whole Town Meeting at the plenary.

9. As a team, review the master images from step 1 and then brainstorm slogans using these images. Select one which could be used by the community as a motto. Now brainstorm possible visual components of the community's symbol suggested by the master images and the slogan. From the total brainstorm list, mark a few which seem most powerful in representing your community's past, present and future.
10. Working individually, sketch some symbols. Try to capture the most significant themes artfully. Choose from among your sketches the one you feel is most effective, and draw it on a wall chart.
11. Now, as a team, put all the sketches on the wall and look at them until one begins to catch the attention and imagination of the group. Decide on the most exciting and appropriate symbol. Make a list of suggestions on how to refine it, perhaps combining elements from several sketches on the wall.
12. Continuing as a team, work out the color scheme, and then assign two members to do the final drawing on the wall chart and also submit to the document production typists a copy of the symbol on the document production" form. While the final drawing is being done, discuss the story that the symbol tells and what might be practical uses for such a community symbol. Assign one person to present the symbol to the guild and then return to the guild meeting space to share your work with the other teams and to prepare for the plenary.



9

Slogan

10

Symbol Components

11

Individual Sketches

12

Group Reflection

Final Symbol





## Enacting the New Drama

In the fourth part of the workshop, the whole guild gathers to present the work of the teams. Then it works together to create a dramatic way of presenting the new story, song and symbol to the whole Town Meeting at the plenary.

13. When all groups are gathered, have each of the three teams present its work. One team will read the story, the second will sing the song and the third will present the community symbol. After each team presents its work, talk briefly about the most striking features of the new creation and about ways of presenting it most effectively. Also as a guild, reflect briefly on how the master images have been carried out in each work. Finally, decide a title for the overall drama of the presentation of the guild's work to the Town Meeting.
14. Then decide as a guild how to present these products to the plenary. To do this, consider which should be presented first, second, third and how to get on and off stage. Draw an imaginal chart of the flow of this drama in the spaces provided on the next page.
15. Now assign everyone tasks to be done to prepare for the plenary presentation. Write the scripts, gather props or costumes, and appoint a director to stage the drama.
16. When these tasks are done, assign everyone in the guild a part in the drama, and do a brief rehearsal. Make last minute refinements and adjustments, and if time permits, conduct a dress rehearsal of the performance. Finally, carry everything needed to the plenary hall, and do any stage set-up necessary for the presentation.

The American War is over, but this is far from the case with the American Revolution. On the contrary, nothing but the first act of the great drama is closed.  
Benjamin Rush, 1787



13	Presentation Notes		
	New Story	New Song	New Symbol
Drama Title			
14	Drama Flow Chart		
15	Preparation Tasks		
16	Rehearsal Notes		







I am well aware of the toil and blood and treasure that it will cost us to maintain this Declaration. Yet, through all the gloom, I can see the rays of ravishing light and glory. I can see that the end is more than worth all the means, and that posterity will triumph in that day's transaction.

John Adams, 1776

Man must humbly but with courage accept responsibility for the destiny of mankind.

Clyde Kluckhohn



When in the Course of human events it becomes necessary for one people to dissolve the political bands which have connected them with another, and to assume among the powers of the earth, the separate and equal station to which the Laws of Nature and of Nature's God entitle them, a decent respect to the opinions of mankind requires that they should declare the causes which impel them to the separation.


We hold these truths to be self-evident, that all men are created equal, that they are endowed by their Creator with certain unalienable Rights that among these are Life, Liberty, and the pursuit of Happiness. That, to secure these rights, governments are instituted among Men, deriving their just powers from the consent of the governed. That whenever any Form of Government becomes destructive of these ends, it is the Right of the People to alter or to abolish it, and to institute new Government, laying its foundation on such principles and organizing its powers in such form, as to them shall seem most likely to effect their Safety and Happiness. . .

We, therefore, the Representatives of the United States of America, in General Congress assembled, appealing to the Supreme Judge of the world for the rectitude of our intentions, do, in the name, and by the Authority of the good People of these Colonies, solemnly publish and declare, That these United Colonies are, and of Right ought to be Free and Independent States; that they are Absolved from all Allegiance to the British Crown, and that all political connection between them and the state of Great Britain, is and ought to be totally dissolved; and that, as Free and Independent States, they have full Power to levy War, conclude Peace, contract Alliances, establish Commerce, and to do all other Acts and Things which Independent States may of right do. And for the support of this Declaration, with a firm reliance on the protection of divine Providence, we mutually pledge to each other our Lives, our Fortunes and our sacred Honor.

Declaration of Independence, 1776













## **The Bill of Rights**

ARTICLES in addition to, and Amendment of the Constitution of the United States of America, proposed by Congress, and ratified by the Legislatures of the several States, pursuant to the fifth Article of the original Constitution.

### **ARTICLE I**

Congress shall make no law respecting an establishment of religion, or prohibiting the free exercise thereof; or abridging the freedom of speech, or of the press; or the right of the people to assemble, and to petition the Government for a redress of grievances.

### **ARTICLE II**

A well regulated Militia, being necessary to the security of a free State, the right of the people to keep and bear Arms, shall not be infringed.

### **ARTICLE III**

No Soldier shall, in time of peace be quartered in any house, without the consent of the Owner, nor in time of war, but in a manner to be prescribed by law.

### **ARTICLE IV**

The right of the people to be secure in their persons, houses, papers, and effects, against unreasonable searches and seizures, shall not be violated, and no Warrants shall issue, but upon probable cause, supported by Oath or affirmation, and particularly describing the place to be searched, and the persons or things to be seized.

### **ARTICLE V**

No person shall be held to answer for a capital, or otherwise infamous crime, unless on a presentment or indictment of a Grand Jury, except in cases arising in the land or naval forces, or in the Militia, when in actual service in time of War or public danger; nor shall any person be subject for the same offence to

be twice put in jeopardy of life or limb; nor shall be compelled in any criminal case to be a witness against himself, nor be deprived of life, liberty, or property, without due process of law; nor shall private property be taken for public use, without just compensation.

### **ARTICLE VI**

In all criminal prosecutions, the accused shall enjoy the right to a speedy and public trial, by an impartial jury of the State and district wherein the crime shall have been committed, which district shall have been previously ascertained by law, and to be informed of the nature and cause of the accusation; to be confronted with the witnesses against him; to have compulsory process for obtaining witnesses in his favor, and to have the Assistance of Counsel for his defence.

### **ARTICLE VII**

In Suits at common law, where the value in controversy shall exceed twenty dollars, the right of trial by jury shall be preserved, and no fact tried by a jury, shall be otherwise re-examined in any Court of the United States, than according to the rules of the common law.

### **ARTICLE VIII**

Excessive bail shall not be required, nor excessive fines imposed, nor cruel and unusual punishments inflicted.

### **ARTICLE IX**

The enumeration in the Constitution, of certain rights, shall not be construed to deny or disparage others retained by the people.

### **ARTICLE X**

The powers not delegated to the United States by the Constitution, nor prohibited by it to the States, are reserved to the States respectively, or to the people.



TOWN  
7/6  
MEETING




The Institute of Cultural Affairs gratefully acknowledges the following corporations and foundations for their contributions supporting the TOWN MEETING '76 project.

Abelson-Frankel Inc.  
Addressograph-Multigraph  
American Standard Inc.  
Bank of America  
Butler Foundation  
Chilton Company, Inc.  
Cleveland Foundation  
Continental Can Company, Inc.  
Adolph Coors Foundation  
Exxon Corporation U.S.A.  
Freelance Photographers Guild, Inc.  
Green Giant Company  
Chuck Hamrick Illustration Ltd.  
W. A. Krueger  
McDonald's Corporation  
Nashua Corporation  
Pease Lumber Company  
Security Pacific Bank  
Spectralith, Inc.  
Warner-Lambert Company  
Wisconsin Cuneo Press, Inc.

All\* color photographs from Freelance Photographers Guild, Inc., 251 Park Avenue South, New York—the exclusive photography service for the TOWN MEETING '76 national program.

\*Except cover, pages 4, 5 and 60.









RECOGNIZED BY  
AMERICAN REVOLUTION  
BICENTENNIAL  
ADMINISTRATION

TOWN MEETING '76 is a national Bicentennial program officially recognized by the American Revolution Bicentennial Administration. It is offered under local sponsorship by a nationwide volunteer staff of specially trained community leaders. TOWN MEETING '76 was developed for the American people by the Institute of Cultural Affairs, a not-for-profit research, demonstration and training group concerned with the human factor in world development. The ICA staff and consultants in 47 American cities work with local sponsoring groups to coordinate program development and provide resources, training and follow-up services upon request. For further information, contact ICA.



Copyright ©1975 by **THE INSTITUTE OF CULTURAL AFFAIRS** 4750 North Sheridan Rd., Chicago, Ill. 60640, Phone 312/769-5635 • cable ICACHI





